

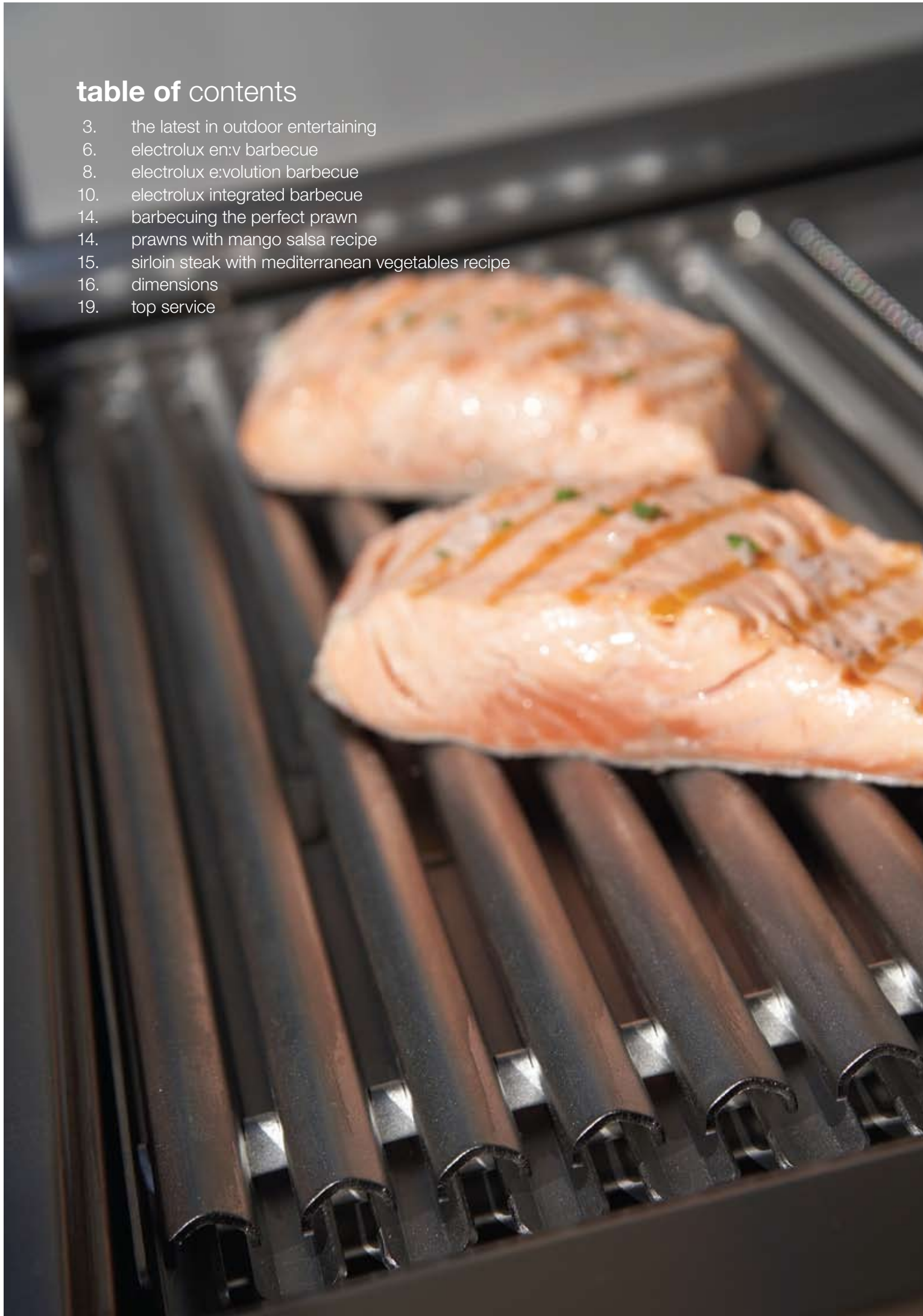
Thinking of you
Electrolux

electrolux barbecues
electrolux en:v
electrolux e:volution
electrolux integrated



table of contents

- 3. the latest in outdoor entertaining
- 6. electrolux en:v barbecue
- 8. electrolux e:volution barbecue
- 10. electrolux integrated barbecue
- 14. barbecuing the perfect prawn
- 14. prawns with mango salsa recipe
- 15. sirloin steak with mediterranean vegetables recipe
- 16. dimensions
- 19. top service



the latest in premium outdoor entertaining

With our warm summers and mild winters, we have the ideal climate for a lifestyle of outdoor entertaining. Now more than ever, we demand contemporary, innovative designs to enhance our experience of cooking outdoors.



the outdoor room

Our outdoor living areas are a true extension of our home and how we live life. It's where guests, friends and family enjoy our company, our lifestyle and our cooking.

That's why we want our barbecues to share the same premium qualities as our kitchen appliances. They need to be contemporary, functional and of stunning design.

Sharing their own expertise in cooking surfaces with the visions of some of the world's best designers, Electrolux redefines 'alfresco dining'.

electrolux barbecues

With absolute commitment to excellence in design and technical innovation, Electrolux creates a range of barbecues to transform your outdoor entertainment area.

From the modern clean lines of the Electrolux Integrated barbecue, available in three different sizes paired with the Integrated side burner; the stylish, streamlined design of the new Electrolux E:Volution; to the very latest in socialising – the Electrolux En:V, there are no limits to outdoor cooking.





Electrolux En:V barbecue and side burner



electrolux en:v barbecue social and refined

Designed especially to complement the look and feel of today's modern outdoor spaces, the Electrolux En:V is unique in style and features, while still staying true to the classic barbecue.

The Electrolux En:V is a premium barbecue that is durable, easy to clean and maintain. Its impressive stainless steel design features everything you'd expect from a barbecue, with the addition of brilliant Electrolux innovation – to impress your entourage of friends.



the social barbecue

Nothing should interfere with making a barbecue an enjoyable social event. That's why the Electrolux En:V has a retractable hood – so everyone can join in the conversation while you are cooking.

practical

Sturdy wheels are cleverly integrated into the Electrolux En:V, as are the slide-out gas bottle tray and a convenient bin for waste. Both are neatly hidden inside the cupboards and stylishly slide out for ease and convenience. The extra storage cupboard means there's a place for everything – to help keep the barbecue area free of clutter.

thoughtful extras

The Electrolux En:V has a unique plate warming drawer built into the front, while fold out shelves give extra bench space and complement your outdoor furniture. A stylish slate grey weatherproof cover is included so the barbecue is protected from the elements.



unique warmer drawer



optional side burner

cooking flexibility

The optional side burner offers you endless possibilities when cooking outdoors. The cast iron reversible trivet gives you the choice of cooking with a flat-bottom pan or wok, allowing you to prepare an endless variety of dishes.

thoughtful accessories

To keep your En:V barbecue and side burner looking as new, we have included a weatherproof cover to protect it from the elements.

Spare stainless steel hot plates and split grill systems are available for purchase from spare parts if you wish to replace them.



electrolux en:v barbecue features†

model	EQBM100AS	EQBM100AS + EQMW40AS
finish	stainless steel and powder coated galvanised steel	stainless steel and powder coated galvanised steel
retractable dual-layered stainless steel roasting hood	■	■
features		
stainless steel control knob caps	■	■
2 x easy clean interlocking stainless steel split grill system	■	■
stainless steel solid hot plate	■	■
warming rack	■	■
unique oil and grease collection system with oil reservoirs that remove from the top	■	■
four stainless steel burners – total rating 50MJ/h	■	■
flame tamers	■	■
electronic ignition through control knobs	■	■
side mount controls	■	■
permanently engraved control markings	■	■
built-in cabinets	■	■
slide-out waste bin	■	■
shelf	■	■
slide-out gas bottle tray	■	■
warmer drawer	■	■
hardwood fold-down side tables	■	■
temperature gauge	■	■
swivel wheels with brake	■	■
gas connection	LPG	LPG
accessories		
weatherproof cover	■	■
natural gas conversion	kit included	kit included
spare stainless steel solid hot plate	available from spare parts	available from spare parts
spare stainless steel split grill system	available from spare parts	available from spare parts
optional side burner		EQMW40AS
finish		stainless steel and powder coated galvanised steel
stainless steel lid		■
stainless steel control knob cap		■
sealed European triple ring wok burner (11.5 MJ/h – LPG, 13MJ/h – NG)		■
piezo ignition through control knob		■
cast iron reversible trivet for use with wok or flat bottom pan		■
gas connection		through En:v barbecue
product dimensions	refer page 16	refer page 16



Weight without side burner 116kg
Weight with side burner 125kg

IMPORTANT! Please make sure that the access to your outdoor area (including driveways, gateways, corridors, and passageways etc) allows sufficient clearance to move your barbecue into position.

Due to the weight of these barbecues, it is advised that consideration be taken prior to purchase if stairs need to be ascended or descended. If the barbecue is to be placed on a balcony, please check the soundness and load bearing capacity of the structure.

For more information please contact:

Australia 1300 363 640 www.electrolux.com.au

New Zealand 09 573 2230 www.electrolux.co.nz

†Refer to product information details on page 19.

electrolux e:volution barbecue a progression in style

Architecturally designed to harmonise with its environment, the streamlined Electrolux E:Volution range of barbecues offer you a choice of sizes and hood or lid options to suit individual styles.

The new Electrolux E:Volution comes with thoughtful features, stylish durable finishes and a choice of sizes.

Choose between a roasting hood with temperature gauge and warming rack, or a slimline lid to retain its sleek appearance.

superior style

Premium in materials, the Electrolux E:Volution is designed with a stainless steel frame and cast iron cooking surface. Simple clean lines, hardwood fold-down tables and stone finish add to its urbanity.

thoughtful features

The Electrolux E:Volution comes with a host of features including fold-down side tables for extra bench space.

Built-in cabinets allow you to have your barbecue necessities on hand and the slide-out tray helps keep the gas bottle in place.

cooking flexibility

The large Electrolux E:Volution gives you all the space you need to entertain a crowd with an additional 300mm cooking surface. This allows you to cook your food separately, while the hooded model gives you the ability to continue barbecuing while a roast is cooking. (EQBM120HAS or EQBM120LAS only)

thoughtful accessories

To keep your E:Volution barbecue looking as new, we have included a weatherproof cover to protect it from the elements.



cast iron cooking surfaces with split grill system



slide-out gas bottle tray

electrolux e:volution barbecue features†



model	EQBM120HAS	EQBM120LAS	EQBM75HAS	EQBM75LAS
finish	stainless steel and powder coated steel	stainless steel and powder coated steel	stainless steel and powder coated steel	stainless steel and powder coated steel
dual-layered stainless steel roasting hood	■		■	
pivoting stainless steel lid	■	■		■
features				
stainless steel control knob caps	■	■	■	■
2 x easy clean cast iron split grill system	■	■	■	■
cast iron solid hot plate	■	■	■	■
cast iron ribbed hot plate	■	■		
warming rack	■		■	
unique oil and grease collection system with oil reservoirs that remove from the top	■	■	■	■
stainless steel burners	5	5	4	4
welded stainless steel tube frame	■	■	■	■
gas rating (LPG / natural gas) MJ/h	50 / 57.5	50 / 57.5	40 / 46	40 / 46
flame tamers for grill system	■	■	■	■
piezo ignition through control knobs	■	■	■	■
front mount controls	■	■	■	■
built-in cabinets	■	■	■	■
slide-out gas bottle tray	■	■	■	■
two hardwood fold-down side tables	■	■	■	■
stone surface	■	■	■	■
temperature gauge	■		■	
swivel wheels with brake	■	■	■	■
gas connection	LPG	LPG	LPG	LPG
accessories				
weatherproof cover	■	■	■	■
natural gas conversion	kit available from spare parts	kit available from spare parts	kit available from spare parts	kit available from spare parts
product dimensions	refer page 16	refer page 16	refer page 16	refer page 16



Weights

EQBM120HAS 114kg

EQBM120LAS 109kg

EQBM75HAS 80kg

EQBM75LAS 75kg

IMPORTANT! Please make sure that the access to your outdoor area (including driveways, gateways, corridors, and passageways etc) allows sufficient clearance to move your barbecue into position.

Due to the weight of these barbecues, it is advised that consideration be taken prior to purchase if stairs need to be ascended or descended.

If the barbecue is to be placed on a balcony, please check the soundness and load bearing capacity of the structure.

For more information please contact:

Australia 1300 363 640 www.electrolux.com.au

New Zealand 09 573 2230 www.electrolux.co.nz

†Refer to product information details on page 19.

electrolux integrated barbecue the finishing touch

Discreet and sophisticated, the Electrolux Integrated is the first truly integrated barbecue in the Australasian market.

With its smooth linear form, the Electrolux Integrated barbecue range seamlessly translates the sophistication of your interior design to your outdoor entertaining area. All share discreet design and attention to functional detail, offering the finishing touch to complement your outdoor vision.

The addition of three new integrated barbecues gives you a flexible range of sizes and a choice of stainless steel or cast iron hot plates.

streamlined

Ergonomically designed controls on the side of the Electrolux Integrated barbecue ensure it drops seamlessly into any bench or working surface. The Electrolux Integrated is available with a roasting hood or discreet lid – depending on your design or cooking preference.

thoughtful accessories

To keep your Integrated barbecue roasting hood looking as new, a weatherproof cover is available for purchase from spare parts.

Spare stainless steel hot plates and split grill systems are available for purchase from spare parts if you wish to replace them.



unique innovation

A superior oil management system drains oil and waste into containers that are easily removed from the top of the barbecue, while the unique angled surface drains oil away from the food for healthier cooking.




cooking flexibility

The Electrolux Integrated side burner offers you endless possibilities when cooking outdoors. The cast iron reversible trivet gives you the choice of cooking with a flat-bottom pan or wok allowing you to prepare an endless variety of dishes.




superior protection

Outer surfaces are engineered from 316 marine grade stainless steel which is suitable for coastal areas. (EQBL100AS, EQBH100AS and EQBW40AS only) All other components are commercial grade stainless steel, ensuring your Electrolux Integrated barbecue will retain its appeal.



electrolux 900mm
integrated barbecue
features†



model	EQBL100AS	EQBH100AS
cooking surface width (mm)	900	900
premium 316 marine grade stainless steel on:		
all external surfaces	▪	▪
trim surround	▪	▪
control knob caps	▪	▪
removable slimline lid	▪	
dual-layered roasting hood		▪
commercial grade stainless steel on:		
barbecue solid hot plate	▪	▪
all sheet metal components	▪	▪
split grill system	▪	▪
four burners	▪	▪
flame tamers	▪	▪
warming rack		▪
burner box	▪	▪
features		
2 x easy clean interlocking stainless steel split grill system	▪	▪
unique oil and grease collection system with oil reservoirs that remove from the top	▪	▪
warming rack		▪
four stainless steel burners – with total rating of 50 MJ/h	▪	▪
electronic ignition through control knobs	▪	▪
side mount controls	▪	▪
temperature gauge		▪
permanently engraved control markings	▪	▪
available for NG and LPG connection	▪	▪
accessories		
optional fabric weatherproof cover (sold separately)	n/a	EQACBH
spare stainless steel solid hot plate	available from spare parts	available from spare parts
spare stainless steel split grill system	available from spare parts	available from spare parts
product dimensions	refer page 17	refer page 17

electrolux 300mm
integrated wok burner
features†



model	EQBW40AS
cooking surface width (mm)	300
premium 316 marine grade stainless steel on:	
all external surfaces	▪
trim surround	▪
control knob cap	▪
removable slimline lid	▪
commercial grade stainless steel on:	
burner box	▪
features	
sealed European wok burner (13MJ/h - NG, 11.5MJ/h - LPG)	▪
piezo ignition through control knob	▪
cast iron reversible trivet	▪
available for NG and LPG connection	▪
product dimensions	refer page 17

electrolux 600mm integrated barbecue features[†]

new



new



model	EQBL60AS	EQBH60AS
cooking surface width (mm)	600	600
stainless steel on:		
all external surfaces	■	■
trim surround	■	■
control knob caps	■	■
removable slimline lid	■	■
dual-layered roasting hood		■
burners	■	■
flame tamers	■	■
burner box	■	■
features		
2 x easy clean cast iron grill system	■	■
cast iron solid flat hot plate	■	■
unique oil and grease collection system with oil reservoirs that remove from the top	■	■
warming rack		■
burner rating (natural gas) MJ/h	46	46
piezo ignition through control knobs	■	■
side mount controls	■	■
temperature gauge		■
permanently engraved control markings	■	■
gas connection	NG	NG
LPG conversion	kit available from spare parts	kit available from spare parts
accessories		
optional fabric weather proof cover (sold separately)		P/No. 0028025461
product dimensions	refer page 18	refer page 18

electrolux 300mm integrated barbecue features[†]

new



model	EQBL30AS
cooking surface width (mm)	300
stainless steel on:	
all external surfaces	■
trim surround	■
control knob caps	■
removable slimline lid	■
burners	■
burner box	■
features	
cast iron ribbed hot plate	■
unique oil and grease collection system with oil reservoirs that remove from the top	■
burner rating (natural gas) MJ/h	11.5
piezo ignition through control knobs	■
side mount controls	■
permanently engraved control markings	■
gas connection	NG
accessories	
LPG conversion	kit available from spare parts
product dimensions	refer page 18

For more information please contact:

Australia 1300 363 640 www.electrolux.com.au

New Zealand 09 573 2230 www.electrolux.co.nz

[†]Refer to product information details on page 19.

barbecuing the perfect prawn



The best way to buy fresh, flavoursome prawns is buy them raw (green) and in their shell. Look out for prawns that are intact and bright in colour.

The best prawns for barbecuing are medium sized ones. Although larger ones may look impressive, the meat can be a little tough.

To barbecue, toss the prawns in olive oil, salt flakes and chopped fresh chilli on a medium heat. The prawns are cooked when the meat behind the head is white, firm and no longer opaque.

Prawns complement many dishes and are a great entrée to enjoy around the barbecue. Simply include in a summer salad or serve on their own with chilli and lime juice.

prawns with mango salsa

24 prawns, raw, green and peeled
3 mangoes
2 small chillies
1 small onion
2 cloves garlic
2 tablespoons chopped coriander
1 tablespoon finely grated ginger

For the salsa, cut the cheeks and top off the mangoes. Make 1cm wide criss-cross incisions in the flesh down to the skin and then scoop out all the flesh. De-seed chillies and finely dice them. Peel and finely dice onion. Peel and crush garlic. Mix chilli, onion and garlic through the mango with coriander and grated ginger.

Toss the prawns in olive oil and barbecue on a medium heat until the meat behind the head is white, firm and no longer opaque. Transfer the prawns to a plate and top with mango salsa.

Recipe courtesy of Luke Mangan



sirloin steak with mediterranean vegetables

serves 4

preparation time 10 minutes

cooking time 2 minutes

8 x 100g thick slices sirloin steak

1 fennel bulb, sliced

½ cup olives

200g assorted salad leaves

150g semi sundried tomatoes (no-oil)

2 tablespoons creamed horseradish

½ cup low-fat natural yoghurt

1 tablespoon white wine vinegar

1 tablespoon chives, chopped

Brush sliced fennel and steaks with olive oil then place them on a hot Electrolux barbecue to cook for one minute on each side. Set aside while making salad.

To make the salad, toss together salad leaves, olives, tomatoes and barbecued fennel.

dressing

Mix horseradish, yoghurt, vinegar and chives together in a bowl.

tip

Zucchini, mushrooms or capsicum can be used in place of fennel.

serving suggestion

To serve, place steak on the plate and top with salad and dressing, then repeat to create a stacking effect (2 x 100g steak = one dinner serve)


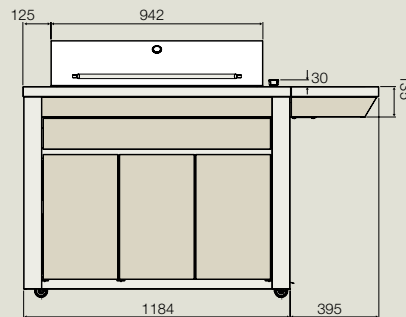
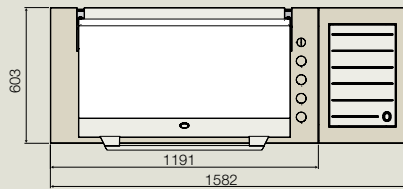
Beef recipe courtesy of www.themainmeal.com.au



dimensions and installation guide

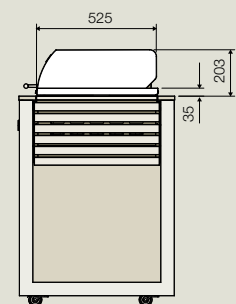
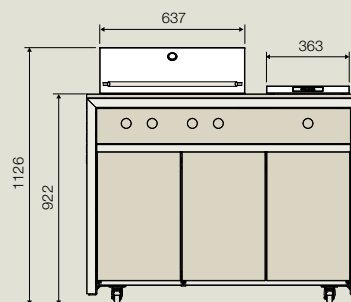
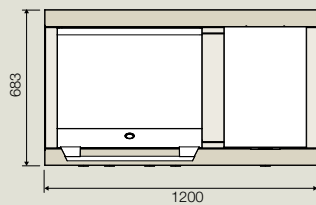
electrolux en:v (including optional side burner)

EQBM100AS + EQMW40AS

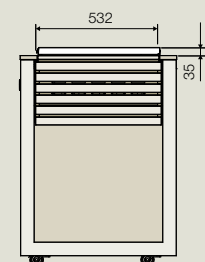
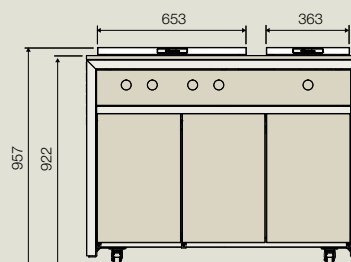
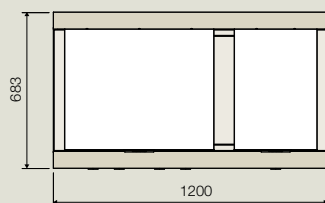


electrolux e:volution

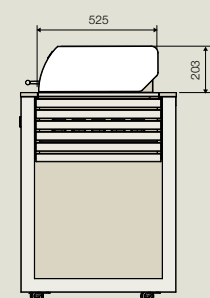
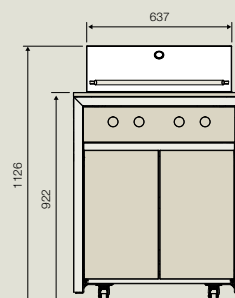
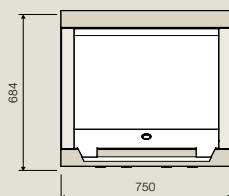
EQBM120HAS



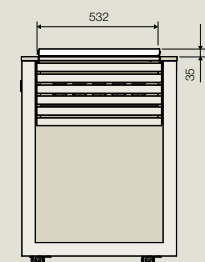
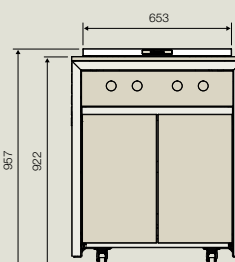
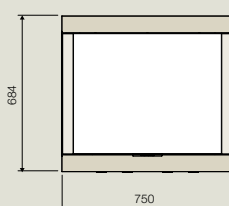
EQBM120LAS



EQBM75HAS



EQBM75LAS



All measurements are in millimetres (mm)

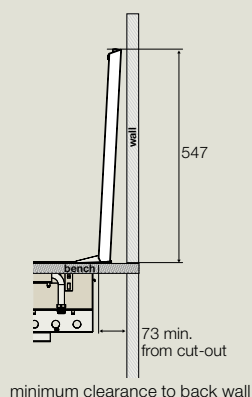
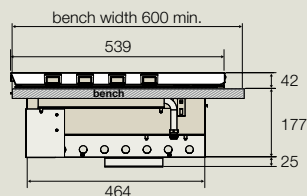


IMPORTANT! Refer to page 19 for important information on weight of the barbecues.

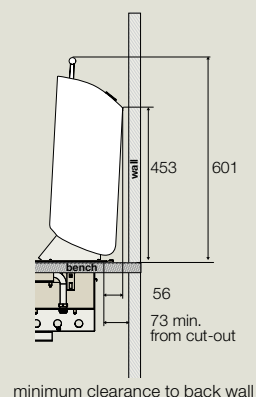
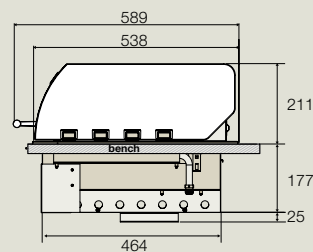
dimensions and installation guide

electrolux integrated barbecue

EQBL100AS

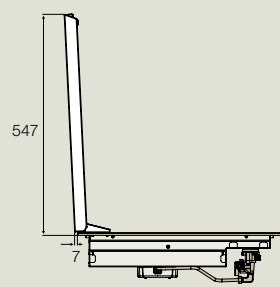
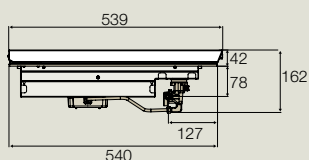
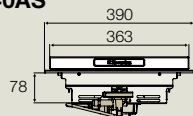


EQBH100AS

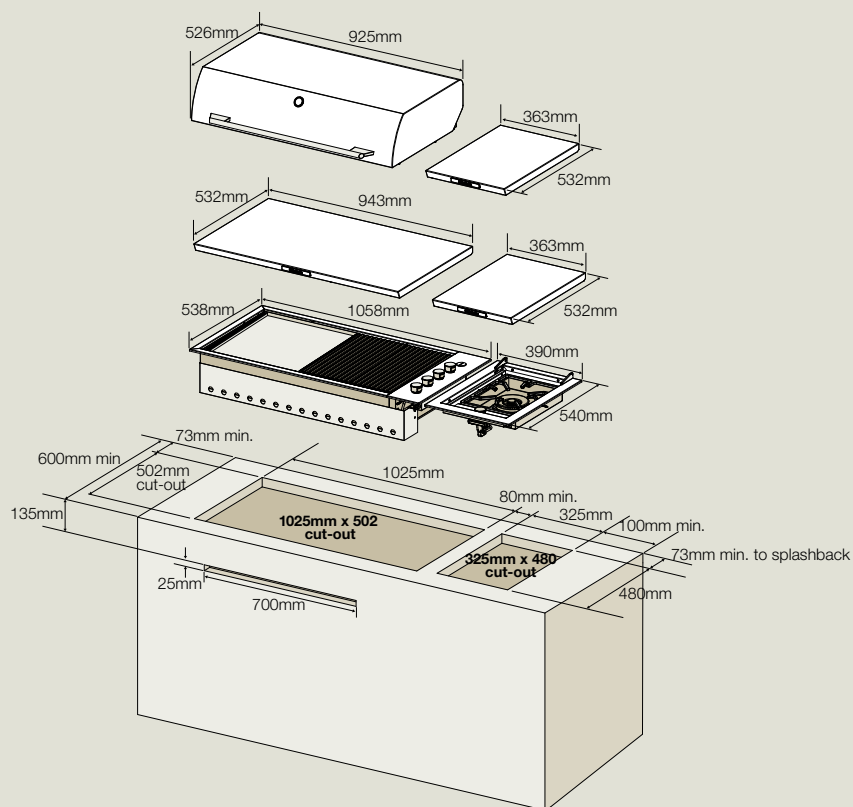


electrolux integrated side burner

EQBW40AS



bench and cut-out requirements

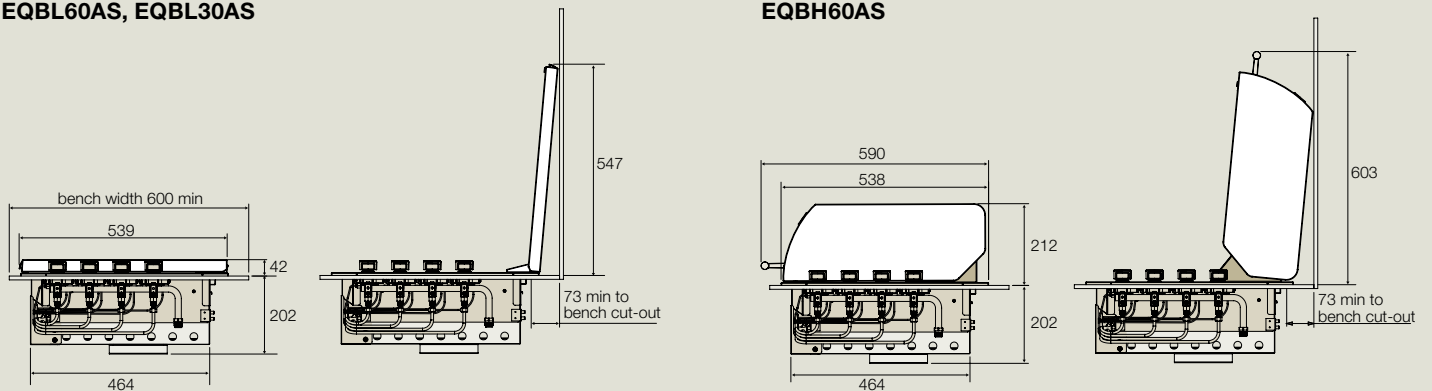


dimensions and installation guide

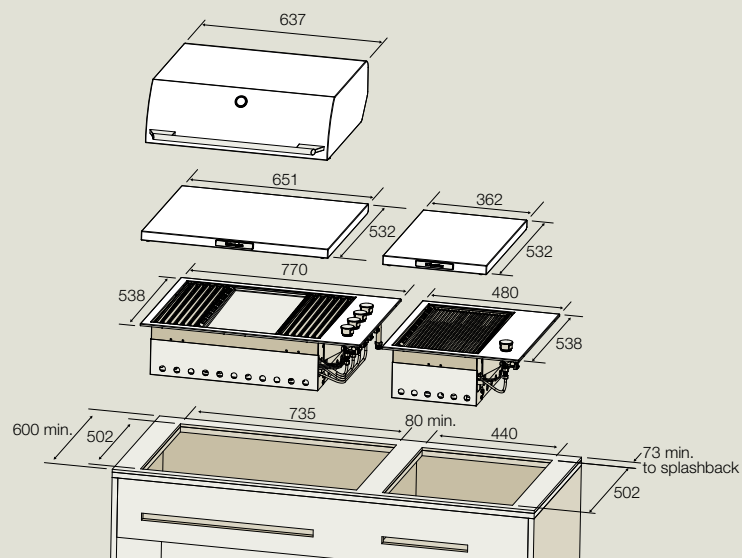
electrolux integrated 600/300

EQBL60AS, EQBL30AS

EQBH60AS

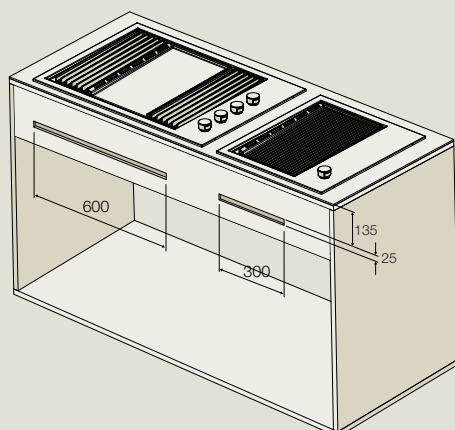


bench and cut-out requirements



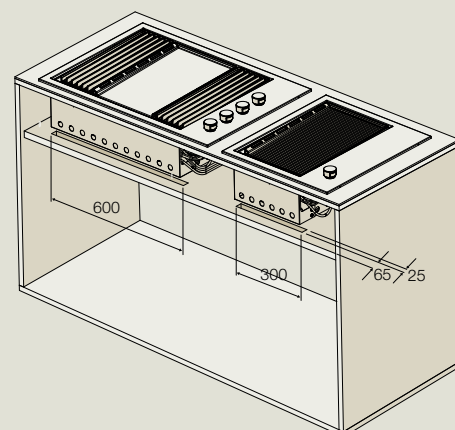
Front vent option

– to be located centrally to burner box



Base vent option (enclosure front removed for clarity)


– to be located centrally to burner box



All measurements are in millimetres (mm)

electrolux top service

Electrolux Top Service encompasses the after sales service including Delivery, Home Service and Spare Parts



delivery (not available in New Zealand)

Delivery* is available in Adelaide, Brisbane, Melbourne, Perth and Sydney metro areas. In these areas, this service is included in the purchase price for the Electrolux En:V barbecue and is available at an additional charge for the Integrated barbecue.

Please note, delivery in regional areas should be arranged with your retailer at time of purchase.

*Terms and conditions apply. Ask your retailer for more information.

home service

Home Service is provided for repairs to appliances by trained technicians. For repairs to appliances that are outside the manufacturer's warranty period and not required as a result of a manufacturing defect, a service fee is payable. Home Service is available throughout Australia and New Zealand.

spare parts

Home Service and Spare Parts can be contacted by phone using our toll free national numbers.

Australia

Service 13 13 49
Spare Parts 13 13 50
www.electrolux.com.au

New Zealand

Service 0800 10 66 10
Spare Parts 0800 10 66 20
www.electrolux.co.nz

customer care

For more information on Electrolux products, please call our Customer Care team or visit our website.

Australia

1300 363 640

New Zealand

09 573 2230

warranty

Electrolux Home Products warrants that for domestic applications the Electrolux barbecue products featured in this brochure are free from defects in materials and workmanship for 2 years (3 months warranty for commercial applications). All warranties are subject to the conditions set out in the warranty card accompanying the product when purchased.

installation

Only use outdoors! Refer to user manual for suitable outdoor environments.



KG IMPORTANT! Please make sure that the access to your outdoor area (including driveways, gateways, corridors, and passageways etc) allows sufficient clearance to move your barbecue into position.

Due to the weight of the Electrolux En:V and E:Volution barbecues (75kg - 125kg), it is advised that consideration be taken prior to purchase if stairs need to be ascended or descended.

If the barbecue is to be placed on a balcony, please check the soundness and load bearing capacity of the structure.

The user manual is available for download at www.electrolux.com.au or www.electrolux.co.nz or by phoning (AUS) 1300 363 640 or (NZ) 09 573 2384.

†product information

The descriptors and illustrations in this publication apply to the specific products and models described as at the date of issue. Under our policy of continuous product development, product specifications may change without notice. Prospective purchasers should therefore check with their retailer to ensure this publication correctly describes the products that are being offered for sale.

All information supplied is to be used for general reference purposes only and is on the understanding that Electrolux Home Products Pty Ltd will not be liable for any loss, liability or damage of whatever kind arising as a result of reliance on such information. Colours of products illustrated are as close as printing limitations allow.



Printed on Monza Satin Recycled Art stock containing 55% recycled material & 45% from sustainable forests.

Electrolux Home Products

Australia

telephone: 1300 363 640
fax: 1800 350 067
email: customercare@electrolux.com.au
web: www.electrolux.com.au

New Zealand

telephone: 09 573 2230
fax: 09 573 2221
email: customercare@electrolux.co.nz
web: www.electrolux.co.nz

The Thoughtful Design Innovator.

Do you remember the last time you opened a gift that made you say "Oh! How did you know? That's exactly what I wanted!" That's the kind of feeling that the designers at Electrolux seek to evoke in everyone who chooses or uses one of our products. We devote time, knowledge, and a great deal of thought to anticipating and creating the kind of appliances that our customers really need and want.

This kind of thoughtful care means innovating with insight. Not design for design's sake, but design for the user's sake. For us, thoughtful design means making appliances easier to use and tasks more enjoyable to perform, freeing our customers to experience that ultimate 21st century luxury, ease of mind. Our aim is to make this ease of mind more available to more people in more parts of their everyday lives, all over the world. So when we say we're thinking of you, you know we mean just that.

The "Thinking of you" promise from Electrolux goes beyond meeting the needs of today's consumers. It also means we're committed to making appliances safe for the environment—now and for future generations.

Electrolux. Thinking of you.

Share more of our thinking at
www.electrolux.com.au or www.electrolux.co.nz