

**609L quad door fridge, dark stainless steel with an ice & water door dispenser, FlexSpace™ fully convertible compartment offering 5 predefined temperature settings, FreshSeal™ automatic humidity control crispers, 3.5-star energy rating, Slide Back and Flip Up shelves and SnackZone.**



## Product Details

### FEATURES

SmartSplit Door Design	FreshSeal Easy Glide Crispers	DualCooling	Slide Back and Flip Up Shelves
Fingerprint resistant stainless steel finish Little hands or sticky fingers wont be a problem with easy-clean fingerprint-resistant stainless steel.	SnackZone	Electronic touch controls	Electronic temperature controls
LED lighting	More environmentally friendly refrigerant (R600a)	Door alarm	Frost-free system
Quick chill function	Quick freeze function	Holiday energy efficient mode	Egg tray

### BENEFITS

Understanding new capacity and energy ratings  
From the 15th August 2021, the way refrigerators are tested to calculate Energy Star Ratings and energy consumption have changed. This means that the capacity and energy rating calculations have changed, however the product remains unchanged. Be sure to check all new ratings to ensure that your comparisons are consistent with the new standards.

One compartment, any occasion  
Our FlexSpace Convertible Compartment has a temperature range from -23C to +7C. With 5 predefined settings to meet your changing needs, you can choose to chill your drinks, freeze your meat or store your deli snacks with a touch of a button\* \*within 2 hours

SmartSplit Door Design  
Optimally split doors give you more usable space in your fridge door. You can reach larger items in a quick and easy manner, saving you the need to open both doors every time.

FreshSeal Easy Glide Crispers  
FreshSeal Crispers with automatic humidity control give you the flexibility to look after your fruit and vegetables the right way. Designed with your comfort in mind, the easy glide crisper bins open effortlessly and provide easy access even when they're full.

#### Filtered Ice and Water Dispenser

The dispenser provides fresh, filtered water as well as cubed or crushed ice at the touch of a button for all your family needs

#### Slide Back and Flip Up Shelves

The flexibility to slide back or flip up some of the fridge shelving makes fitting those extra tall items or large platters a piece of cake.

---

#### UltraChill

The UltraChill setting is a deep chill at -2C which keeps meat and fish fresh in optimum condition for longer without freezing which ensures the fresh texture is maximised and moisture loss is reduced compared to regular deep freezing. This saves your time defrosting meat and more time to enjoy with family.

#### Drinks Storage

Store your drinks at the ideal temperature every time by setting the drawer at 7C for perfectly chilled wine and champagne, or at 0C for ice cold drinks.

---

#### Snacks Storage

Snacks Storage(AU & NZ)Edit DeleteStore your cold meats and cheese at 3C, the ideal temperature for fresh family favourites to be ready on the go.

#### SnackZone

The SnackZone is the ideal compartment for family favourites. The optimal height for even the smallest family members to reach, ensuring healthy snacks are always available.

---

#### DualCooling

With the DualCooling system, the fridge and freezer compartments work independently to maintain the optimum temperature and humidity to keep foods fresher or frozen.

---

## Specifications

### PRODUCT PROFILE

Domestic warranty details (yrs)	2
Additional domestic warranty for the sealed refrigeration system only (yrs)	3
Refrigerator Type	quad door
Exterior door finish	dark stainless steel
Handle design	integrated
Fridge door opening	left and right
Cooling system	frost free
Freezer door opening	left and right
Refrigerant	R600a
Dispenser type	ice and water
Plumbed water supply required	Yes

### DIMENSIONS

Total height (mm)	1782
Cabinet height (mm)	1756
Total width (mm)	913
Cabinet width (mm)	908
Total depth (mm)	749
Cabinet depth (mm)	625
Depth door open 90degree (mm)	1189
Air space above cabinet (mm)	25
Food Compartment Capacity (L) - AS/NZS 4474.1 2007 (IEC 62552-2015) *	371
Freezer Compartment Capacity (L) - AS/NZS 4474.1 2007 (IEC 62552-2015) *	147
Convertible Compartment Capacity (L) - AS/NZS 4474.1 2007 (IEC 62552-2015) *	91

## DIMENSIONS

Total Capacity (L) - AS/NZS 4474.1 2007 (IEC 62552-2015) *	609
--	-----

Food compartment capacity (gross in litres)	413
---	-----

Freezer compartment capacity (gross in litres)	267
--	-----

Total Gross Capacity (L)	680
--------------------------	-----

Food compartment capacity (net in litres)	363
---	-----

## ENERGY

Energy Star Rating - AS/NZS 4474.1 2007 (IEC 62552- 2015) *	3.5
---	-----

Energy Consumption (kWh/year) - AS/NZS 4474.1 2007 (IEC 62552-2015) *	501
---	-----

Energy Star Rating AS/NZS 4474.2:2009	3
---------------------------------------	---

Energy consumption AS/NZS 4474.2:2009 (kWh/yr)	560
--	-----

## REFRIGERATOR SYSTEM

Controls	electronic (with display)
----------	---------------------------

Controls location	internal
-------------------	----------

Controls type	touch
---------------	-------

Control functions	quick freeze function,quick chill,lock,sabbath mode,ice maker
-------------------	---

Door alarm	fridge and freezer
------------	--------------------

## FOOD COMPARTMENT

### SHELVING

Shelf material	glass
Type of shelf	spill safe shelf,adjustable shelf
Flip up shelf	1
1/3 width shelves	1
2/3 width shelves	1

### LIGHTING

Feature lighting	LED
Main light	LED

## FOOD COMPARTMENT DOOR

### BINS

Deep bottle bin	1
Shallow bin	2
1/3 width bins	1

## CRISPERS

Crisper lid/shelf	plastic
Crispers Runner system	rollers
Crisper features	automatic humidity control,fully sealed
1/3 width crisper	1
2/3 width crisper	1

## OTHER PROPERTIES

Other Properties-FOOD COMPARTMENT	Egg tray,Snack zone
-----------------------------------	---------------------

## DAIRY COMPARTMENT

Half width, with lid	1
----------------------	---

Expandable bin	1
----------------	---

## SPECIAL COMPARTMENTS

Small items bin	1
-----------------	---

## CONVERTIBLE COMPARTMENT/DRAWER

### SHELVING

Shelving	glass shelf
----------	-------------

Type of shelf	slide out shelf with wine rack
---------------	--------------------------------

Number of shelves	2
-------------------	---

## FREEZER COMPARTMENT

### ICE FACILITY

Ice Maker	Automatic
-----------	-----------

## BASKET/DRAWER

## EXTERNAL

Dispenser through door	ice and water
------------------------	---------------

## CONVERTIBLE COMPARTMENT DOOR

Door bins - full width	2
------------------------	---

## SHELVING

Shelving	glass shelf
----------	-------------

Type of shelf	slide out shelf
---------------	-----------------

Number of shelves	2
-------------------	---

## LIGHTING

Full width freezer drawer1

Main lightLED

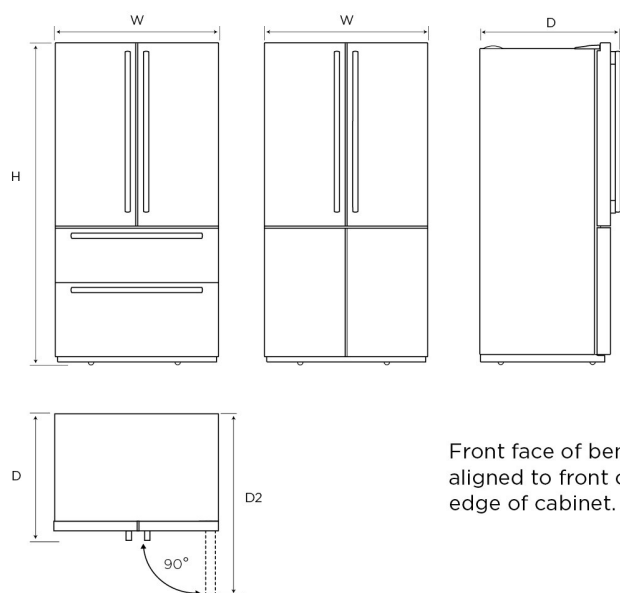
FREEZER DOOR

INTERNAL

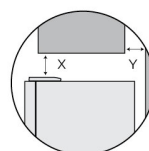
Freezer door bins - full width2



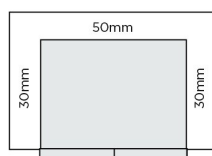
## Dimensions



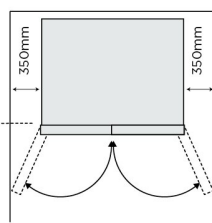
### Minimum Recommended Airspaces



If you have a cupboard above the refrigerator with a rear gap of less than 100mm (Y), recommended minimum clearance at the top of the refrigerator increases from 30mm to 70mm (X).



**Please note:** Doors are designed to sit proud of cabinetry (not flush).



When positioned in a corner area, spacing of at least 350mm on the hinge side will allow the doors to open enough to enable the removal of bins and shelves.

Front face of bench aligned to front corner edge of cabinet.

Dimensions	Product Height (H)	Product Width (W)	Product Depth (D)	Product Depth (D2) (Door Open)
WHE6170BB/SB	1782	913	813	1189
WHE6270SB	1782	913	813	1189
WQE6870BA/ SA	1782	913	749	1189
WQE6000BB/ SB	1725	896	641	1105
WQE6060BB/ SB	1725	896	641	1105
WHE6000SB	1725	896	641	1105
WHE6060SB	1725	896	641	1105

Airspace	Side - both	Top	Behind
WHE6170BB/SB	10	25	35
WHE6270SB	10	25	35
WQE6870BA/ SA	10	25	35
WQE6000BB/ SB	5	30	50
WQE6060BB/ SB	5	30	50
WHE6000SB	5	30	50
WHE6060SB	5	30	50

### IMPORTANT

These dimensions are a guide only. All measurements are in millimetres (mm). For complete installation instructions, refer to the manual provided with product.  
© 2021 Electrolux Home Products Pty Ltd. ABN 51 004 762 341. W\_DIM\_LFD\_Oct21

# Terms and Conditions

## IMPORTANT

This is a guide of product dimensions only. For complete installation instructions, refer to the manual provided with product.

## PRODUCT INFORMATION

The descriptors and illustrations in this publication apply to the specific products and models described as at the date of issue. Under our policy of continuous product development, product specifications may change without notice. Prospective purchasers should therefore check with their retailer to ensure this publication correctly describes the products that are being offered for sale. All information supplied is to be used for general reference purposes only and is on the understanding that Electrolux Home Products Pty Ltd (Australia) and Electrolux (NZ) Ltd (New Zealand) will not be liable for any loss, liability or damage of whatever kind arising as a result of reliance on such information. Colours of products illustrated are as close as printing limitations allow. Electrolux will at all times comply with its obligations pursuant to law including Trade Practices (Australian Consumer Law) Act and Regulations.

## WARRANTY

This warranty only applies to Appliances purchased and used in Australia or New Zealand and used in normal domestic applications and is in addition to (and does not exclude, restrict, or modify in any way) any non-excludable statutory warranties in Australia or New Zealand. All warranties are subject to the conditions set out in the warranty card accompanying the product when purchased.

### ELECTROLUX HOME PRODUCTS AUSTRALIA

telephone: 1300 363 640

fax: 1800 350 067

email: [customercare@electrolux.com.au](mailto:customercare@electrolux.com.au)

web: [www.electrolux.com.au](http://www.electrolux.com.au)

### ELECTROLUX HOME PRODUCTS NEW ZEALAND

telephone: 09 573 2230

fax: 09 573 2221

email: [customercare@electrolux.co.nz](mailto:customercare@electrolux.co.nz)

web: [www.electrolux.co.nz](http://www.electrolux.co.nz)