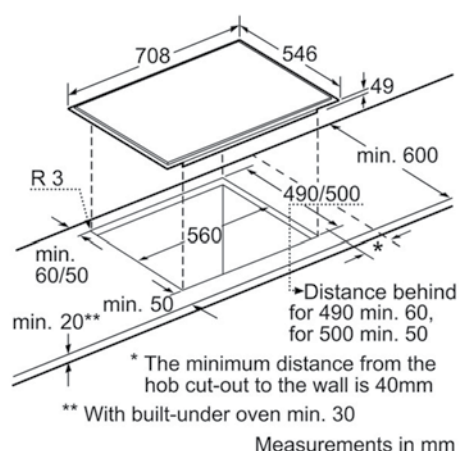



NEFF T54T75N2 - FLEXINDUCTION COOKTOP 70CM



T54T75N2

HEATING FUNCTIONS

- ▶ 4 induction zones including 2 FlexInduction zones

SPECIAL FEATURES

- ▶ TwistPad magnetic control
- ▶ 17 power levels for each zone
- ▶ Powerboost function for all zones
- ▶ Keep warm function
- ▶ LED display and timer for each zone
- ▶ Timer for each zone with switch off and acoustic signal
- ▶ Main on/off switch
- ▶ Residual heat indicator
- ▶ Cleaning lock function
- ▶ Automatic pan recognition
- ▶ Power management function
- ▶ Child safety lock
- ▶ Automatic safety switch off

DESIGN

- ▶ Black ceramic glass with stainless steel trim

TECHNICAL INFORMATION

- ▶ Left zone FlexInduction dimensions 40 x 24cm
- ▶ Right zone FlexInduction dimensions 40 x 24cm

- ▶ Left zone FlexInduction 2-3.6 kWh
- ▶ Right zone FlexInduction 2-3.6 kWh

OPTIONAL ACCESSORIES

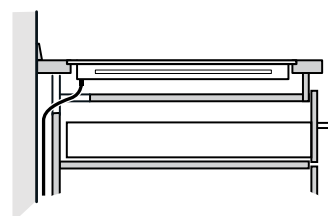
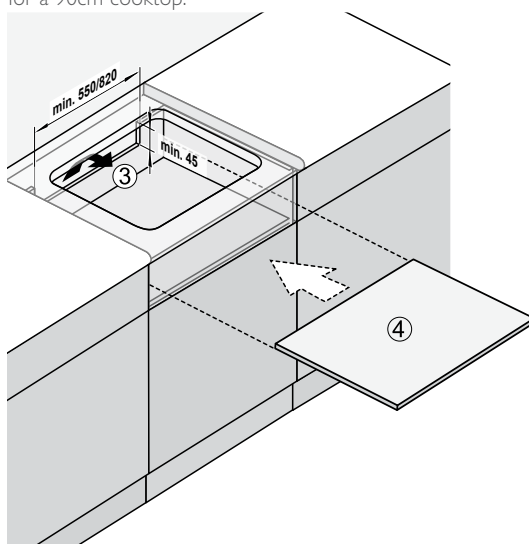
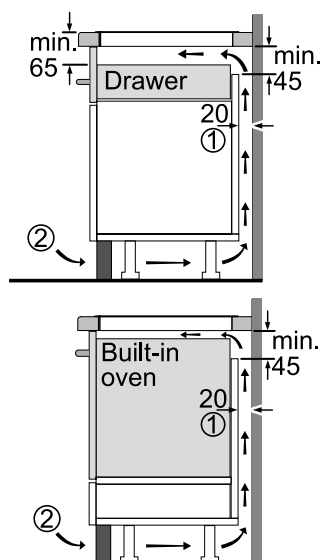
- ▶ Teppan Yaki plate Z9417X2
- ▶ Roaster Z9410X1
- ▶ Steamer insert to suit roaster Z9415X1
- ▶ Griddle plate Z9416X2

INDUCTION COOKTOP INSTALLATION NOTES.

Induction cooktops have a cooling fan to protect the appliance's electronics from overheating. In the case of insufficient air circulation in the cabinet the appliance's output will be reduced to prevent electronic damage.

1. Ventilation gap must be present.
2. The housing must have a 50cm² ventilation opening.
3. Intake through the cabinet's back wall. In the cabinet's back wall plan a recess of at least 45mm in height from the worktop's bottom edge. The minimum width is 550mm for a 60cm to 70cm induction cooktop. 820mm for a 90cm cooktop.
4. All induction cooktops must have an intermediate floor installed beneath covering the full width of cooktop. If an oven/compact appliance is installed directly beneath an induction cooktop no intermediate floor is required providing the oven/compact appliance restricts access to the entire underside of cooktop.

If the hob is installed over a compact oven, there must be a distance of 60mm between the top of the oven and the top of a working surface. If the interior width of the kitchen unit is less than 880mm, a cut must be made in the side walls.



www.neff.com.au