
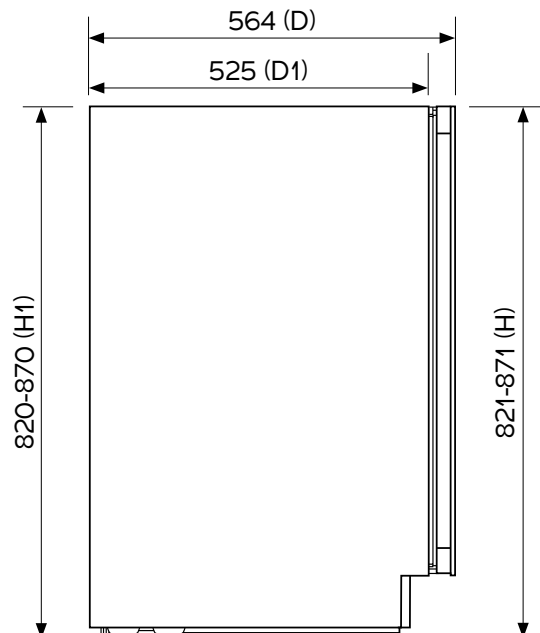


Underbench Wine Cabinets and Beverage Centre

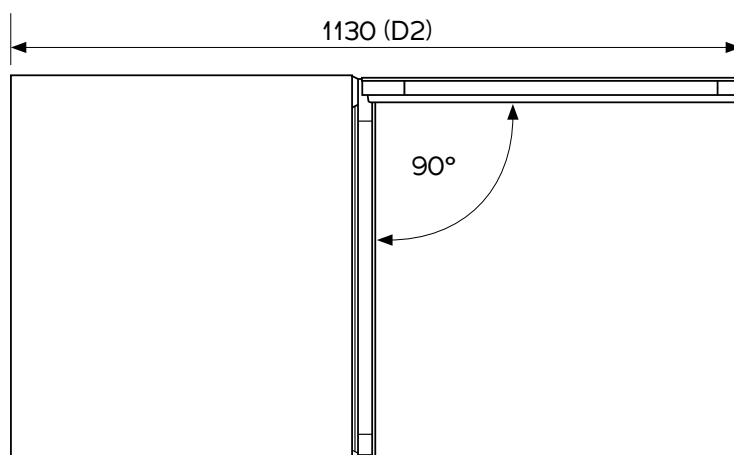
VWS820SCB, VWD820SCB, VBS820SCB



FRONT VIEW



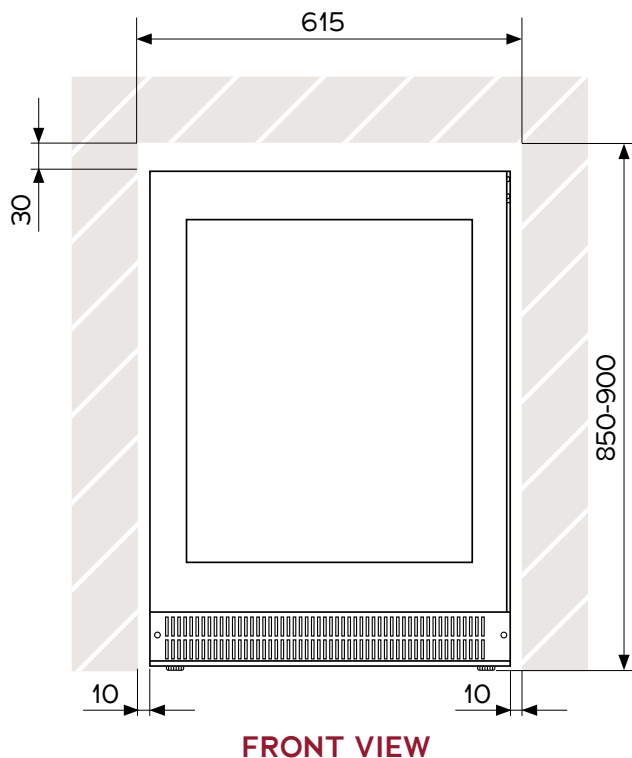
PROFILE VIEW



PLAN VIEW

Illustrations are not to scale.
All dimensions are in millimetres.

Door width (W)	Total depth (D)	Max height (H)	Cabinet width (W1)	Cabinet height (H1)	Cabinet depth (D1)	Depth door open (D2)
589	564	821-871	595	820-870	525	1130



VWS820, VWD820 and VBS820 can be installed freestanding or slot in. For slot-in installation, please follow the below guide.

Side clearance must be 10mm either side of the wine cabinet and beverage center, to have the doors sitting proud of the kitchen cabinet. Top clearance must be 30mm.

Minimum cabinetry opening (WxDxH)

- Door sitting proud installation : 615mm x **555mm** x 850-900mm
- Door flush installation : 615mm x **594mm** (door included) x 850-900mm

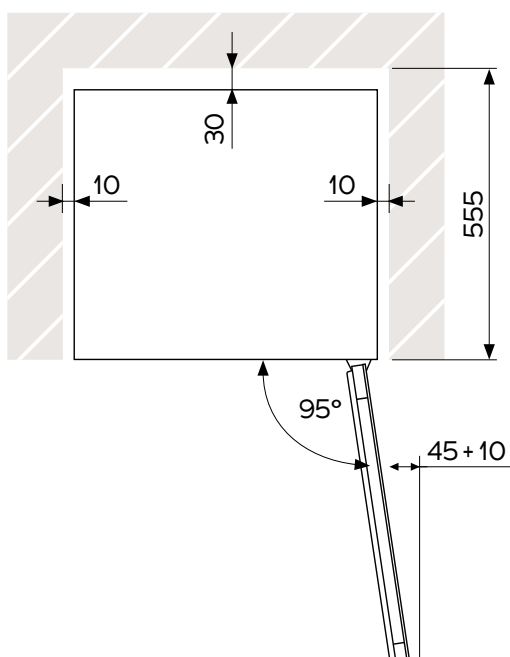
Note: For door flush installation, door opening will have a maximum angle of 95 degrees.

When positioned in a corner area, a side space of at 45+10mm on the hinge side is required to allow the door to open enough to remove the shelves.

For complete installation instructions, please refer to the user manual.

Installation options for optimal aesthetics (view from the top)

DOOR SITTING PROUD



DOOR FLUSH

