

**425L natural stainless steel single door freezer featuring 3 star energy efficiency, a real stainless steel finish and automatic icemaker.**

RRP AUS \$3,199.00



## Specifications

### PRODUCT PROFILE

Domestic warranty details (yrs)	2
Additional domestic warranty to cover replacement of parts for the sealed refrigeration system (yrs)	3
Refrigerator Type	vertical freezer
Exterior door finish	Stainless steel
Handle design	bar handle
Fridge door opening	left
Cooling system	frost free
Refrigerant	R600a
Plumbed water supply required	Yes

### ENERGY

Energy Star Rating	3
--------------------	---

### DIMENSIONS

Total height (mm)	1725
Cabinet height (mm)	1705
Total width (mm)	699
Cabinet width (mm)	693
Total depth (mm)	773
Cabinet depth (mm)	641
Depth door open 90degree (mm)	1360
Total Gross Capacity (L)	425
Freezer compartment capacity (gross in litres)	425
Total Net Capacity (L)	386

### REFRIGERATOR SYSTEM

Controls	electronic (with display)
----------	---------------------------

## ENERGY

Energy consumption (KWhr/yr)	440
---------------------------------	-----

## FREEZER COMPARTMENT

### ICE FACILITY

Ice Maker	Automatic
-----------	-----------

## BASKET

Full width plastic basket	3
Basket Runner system	telescopic

## REFRIGERATOR SYSTEM

Controls location	internal
Controls type	touch
Control functions	fast ice function
Door alarm	freezer

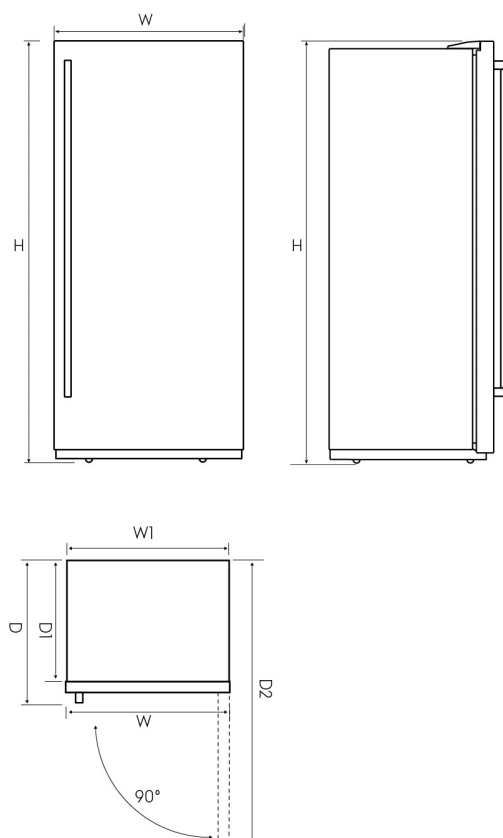
## SHELVING

Shelving	glass shelf
Number of shelves	4

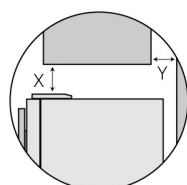
## LIGHTING

Main light	LED
------------	-----

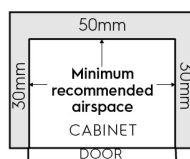
## Dimensions



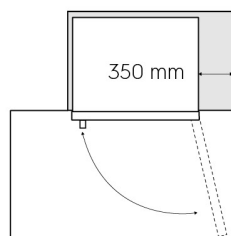
### Minimum Recommended Airspaces



If you have a cupboard above the refrigerator with a rear gap of less than 100mm (Y), recommended minimum clearance at the top of the refrigerator increases from 30mm to 70mm (X).



**Please note:** Doors are designed to sit proud of cabinetry (not flush).



When positioned in a corner area, spacing of at least 400mm on the hinge side will allow the doors to open enough to enable the removal of bins and shelves.

Front face of bench aligned to front corner edge of cabinet.

Single Door Models	Door width (W)	Total depth (D)	Maximum height (H)	Cabinet width (W1)	Cabinet depth (D1)	Depth door open (D2)
ERE5047SB, EFE4227SB	699	773	1725	693	641	1360

For connection kit installation instructions go to [electrolux.com.au](http://electrolux.com.au)

**Important!** Please ensure that the access to your kitchen (including doorways, corridors, island benches, etc) allows sufficient clearance to move your fridge into position.

**Please note!** Dimensions to be used as a guide only. All customers MUST refer to the user manual supplied with the product for detailed installation instructions.

## Terms and Conditions

### IMPORTANT

This is a guide of product dimensions only. For complete installation instructions, refer to the manual provided with product.

### PRODUCT INFORMATION

The descriptors and illustrations in this publication apply to the specific products and models described as at the date of issue. Under our policy of continuous product development, product specifications may change without notice. Prospective purchasers should therefore check with their retailer to ensure this publication correctly describes the products that are being offered for sale. All information supplied is to be used for general reference purposes only and is on the understanding that Electrolux Home Products Pty Ltd (Australia) and Electrolux (NZ) Ltd (New Zealand) will not be liable for any loss, liability or damage of whatever kind arising as a result of reliance on such information. Colours of products illustrated are as close as printing limitations allow. Electrolux will at all times comply with its obligations pursuant to law including Trade Practices (Australian Consumer Law) Act and Regulations.

### WARRANTY

This warranty only applies to Appliances purchased and used in Australia or New Zealand and used in normal domestic applications and is in addition to (and does not exclude, restrict, or modify in any way) any non-excludable statutory warranties in Australia or New Zealand. All warranties are subject to the conditions set out in the warranty card accompanying the product when purchased.

#### ELECTROLUX HOME PRODUCTS AUSTRALIA

telephone: 1300 363 640

fax: 1800 350 067

email: [customercare@electrolux.com.au](mailto:customercare@electrolux.com.au)

web: [www.electrolux.com.au](http://www.electrolux.com.au)

#### ELECTROLUX HOME PRODUCTS NEW ZEALAND

telephone: 09 573 2230

fax: 09 573 2221

email: [customercare@electrolux.co.nz](mailto:customercare@electrolux.co.nz)

web: [www.electrolux.co.nz](http://www.electrolux.co.nz)