


# Lemair

## INSTRUCTION MANUAL

Model Number : CF-300K,

CHEST FREEZER



BEFORE USE, PLEASE READ AND FOLLOW ALL SAFETY RULES AND OPERATING INSTRUCTIONS.

CF-300K

Dear customers,  
Thank you for purchasing our product. In order to ensure your safety and achieve the best using effect, please read this instruction manual carefully.

Before you start:

- Read all the instructions before using. Keep this manual for future reference.
- Warning: Never try to use this appliance for applications or in a way, which is not described in the instruction, otherwise severe hazards may occur.
- Do not use the appliance in a dusty environment or in an explosive atmosphere (flammable gases, vapors, vapors from organic solvents).
- This appliance is intended for HOUSEHOLD USE ONLY and not for commercial or industrial use.

General safety advice

- Keep the appliance out of reach for children! Do not allow children to play with appliance
- Unplug the appliance from outlet when not in use, before putting on or taking off parts, before cleaning.
- Make sure to place the plug all the way into socket when connecting your appliance.
- Insert the plug into a single grounded socket.
- Never use the appliance in place where combustible and inflammable materials are kept.
- For safety reason, be sure to repair or replace parts at an authorized service dealer.
- If the power supply cord is damaged, the manufacturer; its service agent or similarly qualified persons must replace it in order to avoid a hazard.
- The motor is permanently lubricated and will require no oil.
- The appliance must be positioned so that the plug is accessible.

## I. Introduction Of Product

- 1.It uses quality, effective and hermetic compressor with broad range or starting voltage, suitable ambient temperature not higher than 38°C, reasonable matching of the freezer system guarantees its powerful refrigerant ability and energy saving.
- 2.The thermal insulating layer of the freezer made from hard polyurethane foamed plastic, which make it light-weighted and have good ability of cold prevent
- 3.Other features including corering and lockable door, deep-freezing, ultra thick heat preservation layer with better heat preservation effect and copper pipe evaporator.
- 4.The thermal insulating layer of the freezer made from hard polyurethane foamed plastic, which makes it light-weighted and have good ability of cold prevent.
- 5.It uses steel wire-shaped condenser but not that of slide-shaped with electric fan so as to reduce the noise.
- 6.The lowest freezing temperature is at  $\leq -18^{\circ}\text{C}$ .

## II. Main Technical Index

Item		CF-300K
Total effective volume	L	300
Climate		T
Protection against electrical shock		I
Voltage	V	240
Frequency	Hz	50
Total Input Power	W	90
Energy Consumption	Kwh/24h	1.02
Freezing Temperature	$^{\circ}\text{C}$	$\leq -18^{\circ}\text{C}$
Refrigerant	Name	R600a
	Input Weight g	80
Weight	Kg	48
Exterior dimension L x W x H mm		1120 x 685 x 835

## III. Caution Of Safety

- 1.Individual single-phase socket must be used. It should be reliably connected to a grounding wire.

**Caution: Do not connect grounding wire to a water or gas pipe.**

- 2.Strictly no storing strong base, strong acid, organic solvent and corrosive goods together with food.

3. Do not pour water directly onto the freezer, which may cause declining of insulation and corrosiveness.
4. When the freezer will no be used for a long time, disconnect the power cord then clean it. Please examine the wiring circuit before using it.
5. Please refer to the Trouble Shooting references when the unit is facing some problems. Do not attempt to solve the problem on your own, please refer to certified technician only.

#### **IV. Caution for using.**

1. Unpack all packages before using the freezer. Do not topple it over more than 60° while moving it. Even though it can be moved slowly with the universal wheels under its base, the wheels were not meant for uneven ground usage, which may damage it and other parts if used vigorously.
2. Place the freezer at your desired place and do not operate it for at least 1 hour. The freezer should be installed in the environment of good ventilation, cool and dry. Avoid placing it nearby heat generating equipment and under direct sunlight. When installing, the universal wheels should be padded firmly so as to avoid excess vibration and noise.
3. After 1 hour the freezer should be run emptily upon initial operation. Please turn the thermostat knob to 7 and food can be stored just after 4 hours of initial running. Food must occupy 1/3 of the storage area and evenly arranged. They must be wrapped in plastic bags to obtain the original freshness and taste.
4. Temperature can be adjusted by using the thermostat. Clock wised turning will decrease the temperature whilst anti-clockwise to increase. Figures shown indicate the temperature level: 3-5 for normal, 0 for stop running and 6 for continuously running.

**Caution: No 7 can only be used if the foods need to be frozen quickly.**

5. Do not frequently open and shut the freezer door to avoid lost of cooling effect and to save energy.
6. The surface and inside of the freezer should be kept clean at all time to avoid body rust.
7. Generally, clean the freezer after every 30-45 days of usage. Please use soft cloth moistened in neutral soapsuds or detergent.

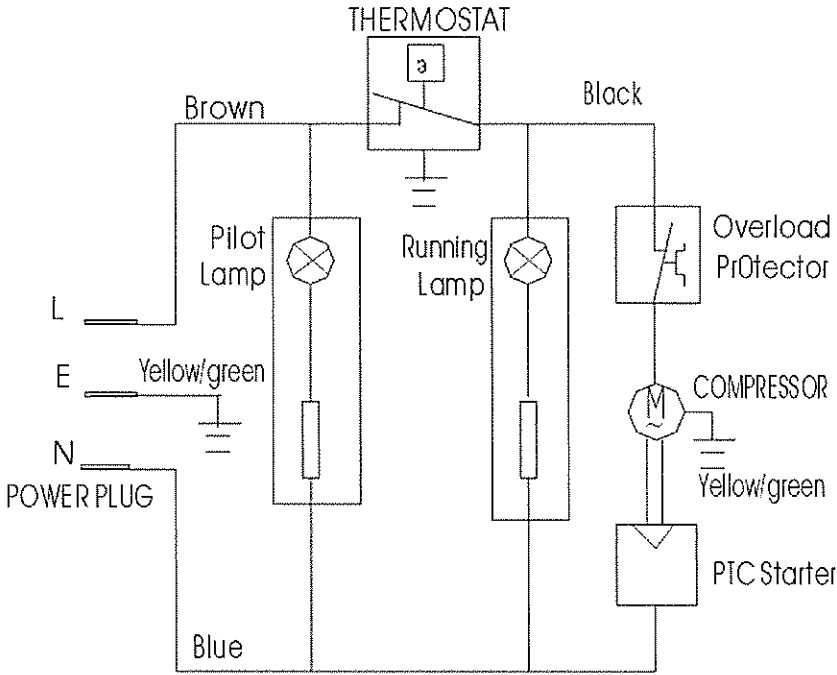
**Caution: Please unplug the power cord before cleaning the unit.**

## V. Ordinary troubles and remedies.

1. Please refer to the trouble shooting lists on next page to overcome any minor problems that occurs during operations.

Phenomenon/	Problem Cause		Insp.Content	Remedy	Remark
Red light not functioning	No Electricity	Fuse Broken	Check fuse	Replace fuse	
		Loose plug and socket	Check for loose contact	Replace or service socket	
	With Electricity	Loose red bulb	Check for loose contact	Tighten the bulb	
		Broken red bulb	Remove red bulb	Replace red bulb	
Green light not functioning	Compressor working well	Loose green bulb	Check for loose contact	Tighten the bulb	
		Broken green bulb	Remove green bulb	Replace the bulb	
		Loose thermostat	Check thermostat	Tighten the thermostat	
	Compressor not working	Loose thermostat	Check for loose contact	Tighten the thermostat	
		Thermostat damage	Check for short circuit	Replace thermostat	
Non-stop running of machine	Does not refrigerate well	Thick frost on surface	Check thickness $\leq 5\text{mm}$	Defrost time	
		Door open frequently		Avoid open	
		Too much food stored		Lessen the quantity.	
	Refrigerate well	R134a/R12 Leaked			
		Set temp. < ambient temp	Check temp level "5-6"	Adjust level to "2-4"	
		Thermostat not working		Replace thermostat	
Too noisy	Freezer installed on an uneven ground		Check universal wheels	Put on a level and even ground	
	Loose screws at condenser or compressor		Check for loose screws.	Tighten the loose screws	
Compressor not working but red and green light working.	Loose of starting relay or heat preventing socket		Check damaged contact	Tighten the connection	
	Compressor damaged			Repair/Service Compressor	
	Voltage less than 187V		Check the voltage level	Use a power regulator	

WIRING DIAGRAM



# Warranty

**TECMA LEMAIR Pty Limited**

## **CHEST FREEZER CF-300K**

### **1) Purchasers Statutory Rights**

The supplementary warranty terms set out below are additional to and in no way limit, vary or exclude any rights conferred by conditions or warranties imposed and required to be binding by statute. Your attention is drawn to the provision of the trade practices act, 1974 and state legislation, which confers certain rights to consumers.

### **2) Supplementary Warranty**

Tecma Lemair Pty Limited warrants to the original purchaser of the equipment purchased from an authorised dealer the following warranties:

#### **ONE(1) YEAR WARRANTY**

From the original date of purchase covering parts and labour.

The above warranties are subject to the following terms and conditions.

#### **Terms and conditions**

1. The appliance is warranted for domestic use only (single family use) against faulty parts and workmanship for the warranty period shown above
2. At no time does LEMAIR have liability for any freight or transportation costs or for damage during transit or for any consequence of failure arising out of the failure of the product unless such limitation of liability is prohibited by statute. Tecma Lemair Pty Ltd suggests all food stuffs be adequately insured in the event of the failure of the refrigeration system or its controlling equipment.
3. In the event that the product is installed outside the normal service area of the authorised service provider, or not be accessible by a normal two wheel drive service vehicle, you shall meet the cost of sending the product to the service centre or the service providers travelling costs to your home.
4. Warranty does not include any defect or failure attributable to accident, misuse, abuse, negligence, non- observance of operating instructions or local regulations on the part of the user, insect or vermin infestations, thunderstorm activity, and exposure to abnormally corrosive conditions or to improper installation or connection to inadequate or faulty power.
5. The warranty is valid to products installed in mainland Australia.
6. Excluded from warranty are plastic or glass components, painted surfaces and light globes.
7. Warranty does not apply where:
  - i. equipment has been serviced by a person not authorised by Lemair to do so, or with non-approved parts.
  - ii. if any serial number has been removed or defaced.
  - iii. if the equipment is used outside mainland Australia.
  - iv. if the equipment is repossessed under any financing agreement

(single family).

Tecma Lemair Pty Ltd reserves the right to charge for any service not covered by the Lemair supplementary warranty.

Should service be required under this warranty, the purchaser should contact an approved LEMAIR service provider.

8. Service call to:

NSW  
02 9608 1266  
246-252 Hoxton Park Rd,  
Liverpool NSW 2170 – Australia

QLD  
07 3376 5372

SA  
08 8346 1888

VIC  
1300 886 967

Model ..... Serial Number.....

Retailer.....Date of Purchase .....

Please retain this warranty card with your purchase receipt for presentation to the Service Technician in the event of a warranty claim.




**Lemair**  
SERVING AUSTRALIA SINCE 1956

TECMA LEMAIR PTY LTD  
Head Office:  
246-252 Hoxton Park Road  
Liverpool NSW 2170 Australia  
Phone: (02) 9608 1266  
Fax: (02) 9608 4827

## CF-300K CHEST FREEZER

The Lemair Chest Freezer is the perfect kitchen partner to take advantage of extra frozen food storage and cater for bulk buys that save money.

This new release compact chest freezer offers a generous 155 litre capacities with internal storage basket/power on lamp and easy drain plug.



155 liter chest freezer

Net capacity: 300 L  
Temperature: <-18 degrees C  
Foam: Cyclopentane  
Dimensions: 1120X680X835 mm  
Package: 1140X745X880 mm

Power input: 90 W  
Refrigerant: R600a  
Net weight: 48 kg  
Gross weight: 52 kg

Adjustable bottom wheel  
Flat-back interior condenser  
Arc-style door structure

Unique drainage design ease for cleaning  
Antibiotic and super-quiet  
Deep-frozen

*We reserve the right to change specifications without notification.*