



HYDROTAP G5 CHA CELSIUS ARC BRUSHED NICKEL



CHILLED



HOT & AMBIENT

FILTERED

UNFILTERED

Order Code H58788Z11AU

Zip HydroTap Design Range CELSIUS Chilled Filtered water, plus Hot and Cold washing up water from a single tap. The system features a single under bench command centre including full colour interactive touch screen display with pin code protection and customisable settings including 3 energy saving modes including ON/OFF timers and 2 hour sleep mode, 'Quiet' mode with automated intelligent fan speed adjustment, SteriTouch® antimicrobial protection impregnated into key water paths for enhanced hygiene, 100% water efficient air cooled technology, and 0.2 micron water filtration.



Manufacturing Code	H58788Z11AU
Capacity	Residential

Tap	Zip HydroTap Design Range CELSIUS ARC Tap (Brushed Nickel)
Water Pressure	Min 170kPa - Max 700kPa
Water Connection	1/2" BSP (G1/2)
Water Supply Requirements	Cold and Hot
Water Valves	Integrated 500kPa Pressure limiting valve and Dual Check Valve
Power Rating	0.17kW 220-240V 50Hz
Power Supply	1 x 10 Amp socket outlet
Dimensions	W280mm x D406mm x H333mm
Product Approvals	WaterMark, RCM, ARC

Wels Rating	5 Star, 5.5 litres
Warranty	5 years (appliance warranty 36 months plus additional 24 months tank warranty)

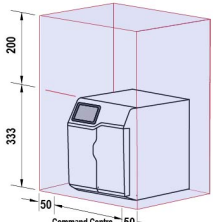
Installation Requirements

'1. Installation and connection of your Zip HydroTap must be carried out by a qualified person, observing national and local regulations.2. You will require suitable mains electrical and drinking water connections, plus waste water drainage all within 1.5 metres of the product.3. HydroTap is air-cooled so discrete cabinetry cut-outs are required for ventilation.4. Installation on most bench tops is straightforward however some stone bench tops may require a specialised cutting service.5. If you live in a hard water area, we recommend installation of a Zip scale filtration kit.6. Installation by Zip Professional Service can be arranged with a phone call or through www.zipwater.com'

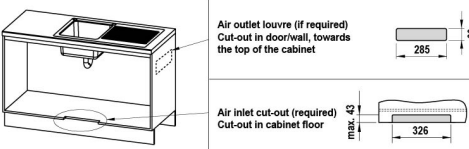
Installation Detail

Ventilation requirements Contact your local service provider if ventilation is not suitable

Clearance envelope
Position the Tap and the Command Centre as close together as possible.



200
333
50
Command Centre width 50



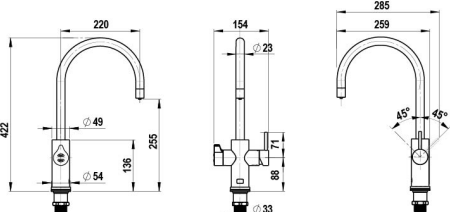
Air outlet louvre (if required)
Cut-out in door/wall, towards the top of the cabinet

Air inlet cut-out (required)
Cut-out in cabinet floor

max. 43
326
60
285

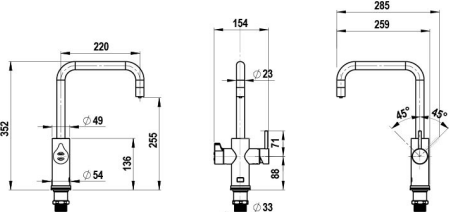
HydroTap Tap options

Celsius Arc Tap



220
154
285
259
422
138
255
49
54
23
71
88
33

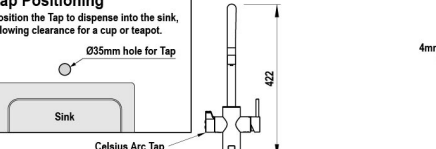
Celsius Cube Tap



220
154
285
259
352
138
255
49
54
23
71
88
33

Tap Positioning
Position the Tap to dispense into the sink, allowing clearance for a cup or teapot.

Ø35mm hole for Tap

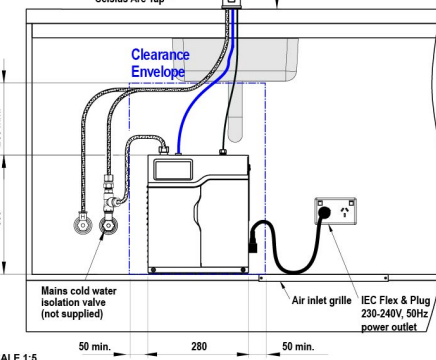


Sink

Celsius Arc Tap

422

Clearance Envelope



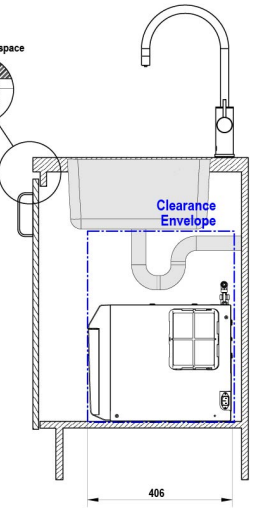
200 min.
333
50 min.
280
50 min.

Mains cold water isolation valve (not supplied)

Air inlet grille

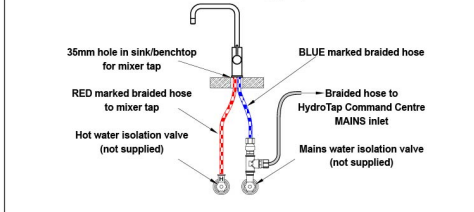
IEC Flex & Plug 230-240V, 50Hz power outlet

4mm buffer pad air space



406

Mains hot water supply installation
Hot and cold water supply required



35mm hole in sink/benchtop for mixer tap

RED marked braided hose to mixer tap

Hot water isolation valve (not supplied)

BLUE marked braided hose

Braided hose to HydroTap Command Centre MAINS inlet

Mains water isolation valve (not supplied)

HydroTap G5
C Home

shown with Celsius Arc Tap

SCALE 1:5
ALL DIMENSIONS IN MM UNLESS OTHERWISE SPECIFIED. INSTALLATION DIAGRAMS ARE FOR ILLUSTRATIVE PURPOSES ONLY. HOSES ARE NOT SHOWN TO SCALE AND CANNOT BE LENGTHENED.

