



Refrigeration

INVERTER TOP MOUNT RANGE
PRODUCT FLYER

NEW
PRODUCT



Top Mount

2 DOOR TOP FREEZER INVERTER REFRIGERATORS



Available in 3 colours



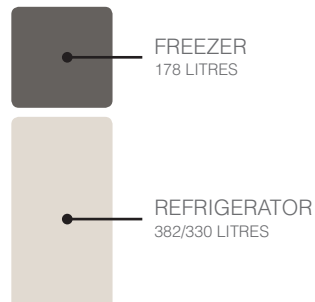
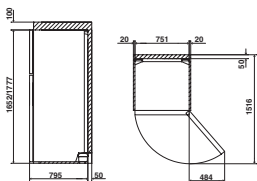
MR-560
560 Litres

MR-420
420 Litres

MR-508
508 Litres

MR-385
385 Litres

MR-560 - HT: 1777 mm
MR-508 - HT: 1652 mm

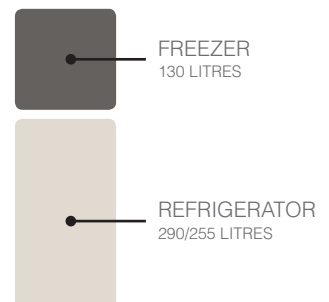
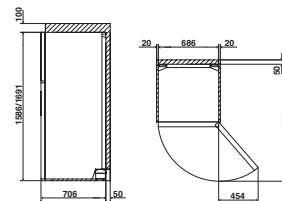


FREEZER
178 LITRES

REFRIGERATOR
382/330 LITRES

TOTAL CAPACITY
560/508 LITRES

MR-420 - HT: 1691 mm
MR-385 - HT: 1586 mm



FREEZER
130 LITRES

REFRIGERATOR
290/255 LITRES

TOTAL CAPACITY
420/385 LITRES

FEATURES

- » Elevating Shelf (MR-560, MR-508)
- » Tempered Glass Shelves
- » Deodoriser
- » Egg Shelf (2 egg racks)
- » 2-Way Flexi Glass Shelf (MR-560, MR-508)
- » LED Light
- » Adjustable Door Shelf
- » Big Bottle Pockets & Stopper
- » Anti-Bacteria Food Liner
- » Revolving Ice Tray
- » Frost Free
- » Adjustable Feet
- » 4 Rollers
- » Surround Cooling System (MR-420, MR-385)
- » 4.0 Star Energy Rating
- » Multi Airflow System (MR-560, MR-508)
- » R600a Refrigerant



Elevating Shelf

Simply slide the lever and you can raise or lower each shelf by up to 40 mm. There is no need to remove any items from the shelf... what could be easier than that! (MR-560, MR-508)



LED Light

The energy efficient LED light will illuminate your refrigerator up to 50 times longer than an average refrigerator light bulb.



Sliding Chilled Case

Equipped with a smooth-sliding roller, the Sliding Chilled Case allows for easy access. Great for storing dairy products, fresh fish or meat and chilling drinks. Food is stored at around 0°C, ensuring longer lasting freshness.



Tempered Glass Shelves

The Tempered Glass Shelves are easy to clean, heat resistant and built to withstand up to 101 kilograms of weight.



4 Star Energy Rating

Introduction of an inverter compressor and design changes deliver a 4.0 star energy rating and reduced power consumption compared to non-inverter models.



R600a Refrigerant


Mitsubishi Electric is mindful of how technology impacts the environment. All of our refrigerators have now changed to R600a which is more environmentally sound.

SPECIFICATIONS

REFRIGERATOR			TOP MOUNT			
MODEL			MR-385	MR-420	MR-508	MR-560
Capacity (Litre)	Total	GROSS	385	420	508	560
		NET	344	379	451	501
	Freezer Compartment	GROSS	130	130	178	178
		NET	105	105	144	144
	Refrigerator Compartment	GROSS	255	290	330	382
		NET	239	274	307	357
	Vegetable Compartment	GROSS	-	-	-	-
NET		-	-	-	-	
Dimensions (mm)	Width		686	686	751	751
	Height		1586	1691	1652	1777
	Depth		706	706	795	795
	Depth with Leg Cover					
Clearance Dimensions (mm)	Top		100	100	100	100
	Left		20	20	20	20
	Right		20	20	20	20
	Back		50	50	50	50
Door Opening			Right	Right	Right	Right
Energy Efficiency						
Energy Star Rating			4.0	4.0	4.0	4.0
Energy Consumption (kWh/year)			310	326	340	350
Inverter Compressor			•	•	•	•
Refrigerant Type			R600a	R600a	R600a	R600a
Freezer Compartment						
Revolving Ice Tray (with box)			2	2	3	3
Freezer Pocket			2	2	2	2
Crystal Shelf			1	1	2	2
Refrigerator Compartment						
Cooling System			SURROUND COOLING	SURROUND COOLING	MULTI AIRFLOW	MULTI AIRFLOW
Frost Free			•	•	•	•
Anti-Bacteria Food Liner			•	•	•	•
Deodoriser			FILTER	FILTER	FILTER	FILTER
Sliding Chilled Case			1	1	1	1
Elevating Shelf					1	1
2-Way Flexi Glass Shelf					1	1
Tempered Glass Shelves			3	3	1	2
Egg Case			2	2	2	2
Door Pockets			3	3	2	3
Light			LED Light	LED Light	LED Light	LED Light
Fruit & Vegetable Case			1	1	1	1
Bottle Pocket			2	2	2	2
Bottle Divider			1	1	2	2
Vegetable Compartment						
Vegetable Case			1	1	1	1
Castors			4	4	4	4
Kick Plate			•	•	•	•
Adjustable Foot			2	2	2	2
Colour						
	White		•	•	•	•
	Stainless Steel		•	•	•	•
	Shiny Black		•	•	•	•



Inverter Mitsubishi Electric refrigerators are backed by a comprehensive 10 year compressor and 5 years parts and labour warranty.



The inverter models continuously monitor the temperature within the refrigerator and adjust the power and running speed of the compressor accordingly, resulting in an optimum and a quieter operation.



MitsubishiElectric.com.au