

FAB32C cream

code FAB32C/7
ID210708

retro two-door refrigerator-freezer, all cream,
right-hand hinging, 330 litres



NB: a left-hand hinged FAB32 cream is available
as a customer order, code FAB32CS/7

height	1790mm
width	600mm
depth	726mm including door handle 675 excluding door handle 535mm excluding door
capacity	330 litres total refrigerator: 206 litre gross, 205 litre net freezer: 124 litre gross, 103 litre net
defrost	refrigerator: automatic defrost freezer: manual — retractable drip funnel
thermostats	two
shelving	quick chill crystal glass
rating	tropical
refrigerant	R600a 0.0227kg refrigerator 0.0350kg freezer
warranty	two years on parts and labour limited five year warranty on evaporator, condenser and compressors

also available in stock: FAB32S (silver), FAB32R (red)

FULLY ACCESSORISED

refrigerator

5-bottle chromed wine rack
4 crystal glass quick-chill shelves
10 shelf height adjustments
2 half-width clear crisper drawers
1 clear meat keeper

inside door

6 clear insert containers, includes —
4 multi-purpose half-width containers
2 fully-lidded dairy containers
1 full-width bottle shelf with restrainer
2 eight-place egg nests
2 chromed safety rails (removable)
5 height positions

freezer

2 full-width clear-fronted drawers
1 clear-fronted hinged door compartment
2 ice cube trays



available as customer order:

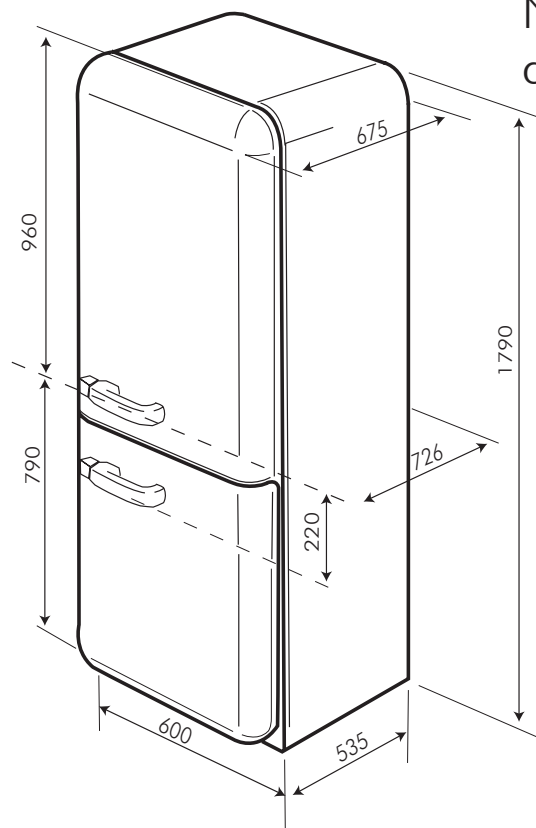
FAB32G (mint), FAB32B (black), FAB32LB (light blue), FAB32L (lime), FAB32P (pink),
FAB32RB (royal blue), FAB32O (orange)

FAB32C cream

code FAB32C/7
ID210708

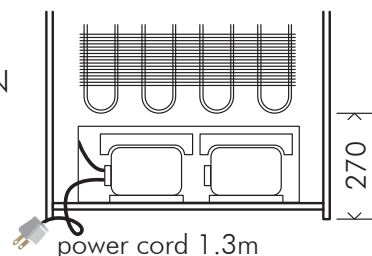
retro two-door refrigerator-freezer, all cream,
right-hand hinging

NB: a left-hand hinged FAB32 cream is
available as a customer order, code FAB32CS/7

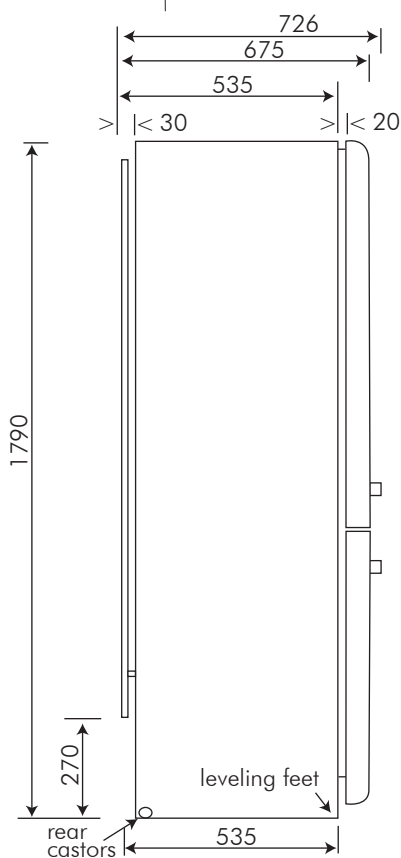


electricity supply	240 volt, 50 Hz
electrical connection	1.3 metre connected power cord with 3-pin plug for direct plugging to standard 10 amp GPO
wattage	140 watts
current	0.6 amps
compression system	two compressors, ST (tripical)
refrigerant	R600A: refrigerator 0.0227kg, freezer 0.035kg
packaged dimensions	1900mm x 770mm x 685mm = 1.0m ³
gross weight	104.69kg
net weight	92kg

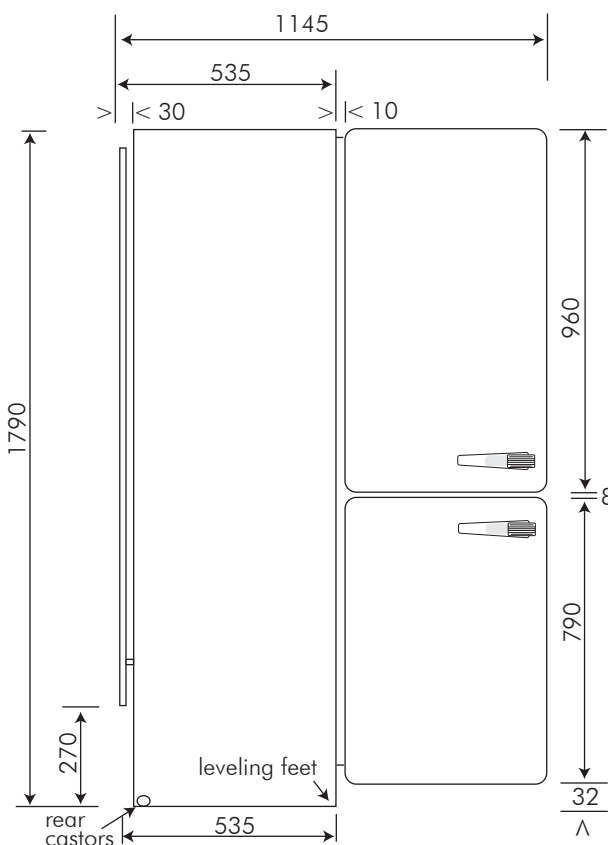
REAR ELEVATION



These drawings are not to scale —
they are to assist only



SIDE ELEVATION



SIDE ELEVATION — door open

WARNING: technical specifications and product sizes can be varied by the manufacturer, without notice. Cutouts for appliances should only be by physical product measurements. The above information is indicative only.