

Models:

EHPA250VMA

EHPA250VMAW

EHPA250VMAH

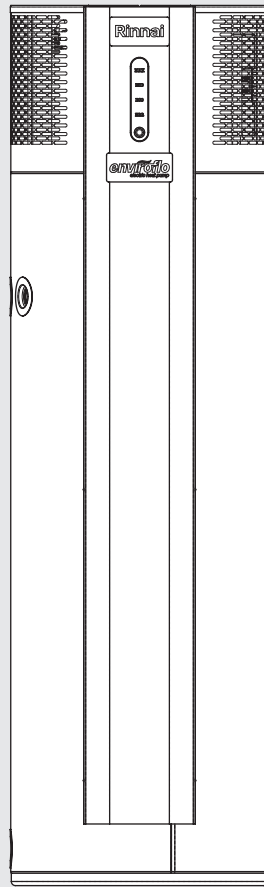
EHPA250VMAWH

EHPA315VMA

EHPA315VMAW

EHPA315VMAH

EHPA315VMAWH



Enviroflo Heat Pump Hot Water Systems

Wi-Fi Operation & Manual

Rinnai

This appliance must be installed in accordance with:

- Manufacturer's Installation Instructions
- Current AS/NZS 3500
- Plumbing Code of Australia (PCA)
- Local Regulations and Municipal Building Codes including local OH&S requirements

This system must be installed, commissioned, serviced, maintained and removed **ONLY** by an Authorised Person.

NOT SUITABLE AS A POOL OR SPA HEATER

For continued safety of this appliance it must be installed and maintained in accordance with the manufacturer's instructions.



TABLE OF CONTENTS

Terms & Conditions	4
Wi-Fi Compatibility / Connectivity	5
Minimum Requirements	5
Wi-Fi Set Up	6
Troubleshooting	8
Notes	9
Contacts	12

TERMS & CONDITIONS

1. DEFINITIONS

App means the Rinnai Enviroflo Timer App you can download to your Device to operate the timer functions of your Enviroflo Heat Pump Hot Water Systems.

Australian Consumer Law ('ACL') is Schedule 2 of the Competition and Consumer Act 2010.

Device means your smart phone/ tablet (Android – API 19 & above or iOS 9 & above) through which you have downloaded the App.

Enviroflo Heat Pump Hot Water Systems, comprising the following models:

Models	EHPA250VMA / EHPA250VMAW / EHPA250VMAH / EHPA250VMAWH
	EHPA315VMA / EHPA315VMAW / EHPA315VMAH / EHPA315VMAWH

Rinnai, we, our or us means Rinnai Australia Pty Ltd (ABN 74 005 138 769).

Wi-Fi Operations Manual means the Wi-Fi operations manual which details how to download and operate the App.

you or your means a customer who uses the Enviroflo Heat Pump Hot Water Systems and App.

2. GENERAL

- 2.1 By downloading the App, you agree to be bound by these Terms & Conditions.
- 2.2 These Terms & Conditions should be read in conjunction with the Wi-Fi Operations Manual.
- 2.3 Rinnai may make updates to these Terms & Conditions from time to time. You should download and understand all relevant updates to ensure you understand your obligations and Rinnai's obligations under the Terms & Conditions.
- 2.4 Rinnai may make updates to the App from time to time. You should download and understand all relevant updates to ensure you have access to the functions of your Enviroflo Heat Pump Hot Water Systems and App.

3. THE AUSTRALIAN CONSUMER LAW ('ACL')

Our goods come with guarantees that cannot be excluded under the ACL. You are entitled to a replacement or refund for a major failure and compensation for any other reasonably foreseeable loss or damage. You are also entitled to have the goods repaired or replaced if the goods fail to be of acceptable quality and the failure does not amount to a major failure.

All the clauses under these Terms & Conditions apply subject to the ACL.

4. USE OF THE APP

- 4.1 You may download the App to your Device for your personal use only.
- 4.2 You are responsible for all costs incurred in accessing, downloading and using the App. This includes but is not limited to fees charged by your internet service provider, smartphone or app data access charges and any other access charges or device usage charges.
- 4.3 You must follow the instructions in the Wi-Fi Operations Manual to operate the Enviroflo Heat Pump Hot Water Systems via the App.
- 4.4 You must not use the App for any prohibited or unlawful purpose.
- 4.5 The App is available as another means to control the Enviroflo Heat Pump Hot Water Systems, but should not be used for critical heating or cooling applications.

5. TERMINATION

- 5.1 You may terminate these Terms & Conditions by deleting and ceasing use of the App.
- 5.2 Rinnai may terminate these Terms & Conditions immediately through the App or by any other appropriate means if you are in breach of the Terms & Conditions.

6. INTELLECTUAL PROPERTY

- 6.1 If you download the App, Rinnai grants you a limited, non-exclusive, non-transferable, and non-assignable royalty free licence solely in order to access and use the App.
- 6.2 All intellectual property rights in the Enviroflo Heat Pump Hot Water Systems and the App are owned by Rinnai or licensed to Rinnai by third parties. You do not acquire any express or implied rights in any these intellectual property rights, other than those granted in clause 6.1 and within the context of these Terms & Conditions.
- 6.3 You may not modify, copy, sell, reproduce, interfere with or distribute the App in any way.

7. DISCLAIMER

To the extent permitted by law:

- 7.1 Rinnai makes no warranties that the App will be error-free, secure or free from any virus, malicious code or other adverse elements. Rinnai therefore excludes any liability which may arise as a result of you downloading, accessing or using the App. Rinnai does not exclude or restrict liability to the extent provided for by the ACL under the Competition and Consumer Act 2010.
- 7.2 Rinnai will not be liable for any indirect, incidental, special or consequential loss.

8. FORCE MAJEURE

Unless prohibited by law, Rinnai shall be released from its obligations in the event of national emergency, war, prohibitive governmental regulation, or if any other cause beyond the control of the parties renders the App or Enviroflo Heat Pump Hot Water Systems inoperable.

Wi-Fi COMPATIBILITY / CONNECTIVITY

Enviroflo Heat Pump Hot Water Systems models are fitted with built-in Wi-Fi connectivity. Using the Rinnai Enviroflo Timer App (available from Apple App Store or Google Play) it is then possible to use a smart phone to operate the appliance's timer function remotely. Multiple compatible appliances can be added as required.

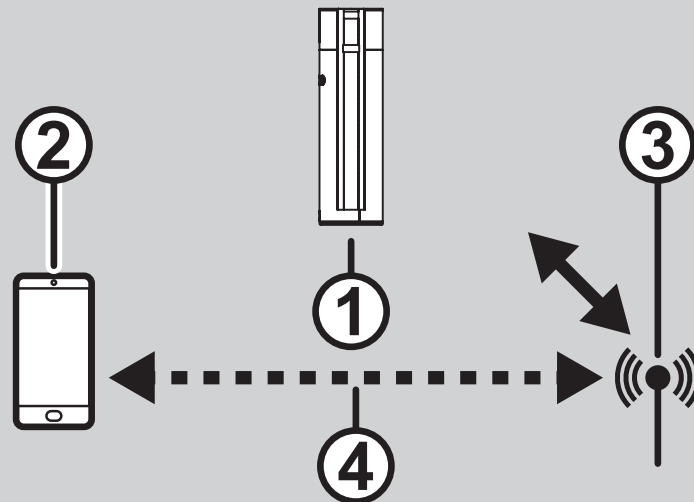
A Wi-Fi router (paired with the appliance via the Rinnai Enviroflo Timer App) is used to control the appliance(s).



The Appliance(s) MUST BE installed in a location that has Wi-Fi router coverage.

If the controlling mobile device is outside of the Wi-Fi router's coverage i.e. operating remotely, you will not be able to access the Heat Pump timer function.

Within common Wi-Fi router range (Local connectivity only)



1. The Appliance
2. Smart phone (using Wi-Fi)
3. Wi-Fi router
4. Internet connection

MINIMUM REQUIREMENTS


- Enviroflo Heat Pump Hot Water Systems models:

EHPA250VMA	EHPA250VMAW	EHPA250VMAH	EHPA250VMAWH
EHPA315VMA	EHPA315VMAW	EHPA315VMAH	EHPA315VMAWH

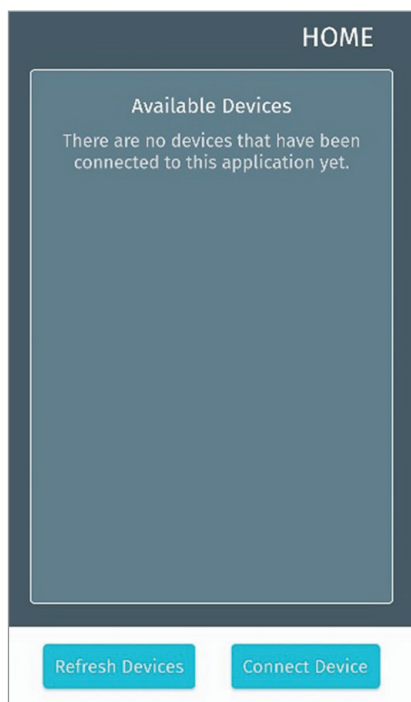
- Wi-Fi Router, 2.4G frequency range supporting 802.11b/g mode, with coverage of the Appliance(s) location
- For remote cloud based operation Wi-Fi router / modem with active internet connection
- Smart phone / Tablet ((Android – API 19 & above or iOS 9 & above)) with the Rinnai Enviroflo Timer App installed.

WI-FI SET UP

1. Search for the 'Rinnai Enviroflo Timer' app from the App store or Google Play. Download and Install.



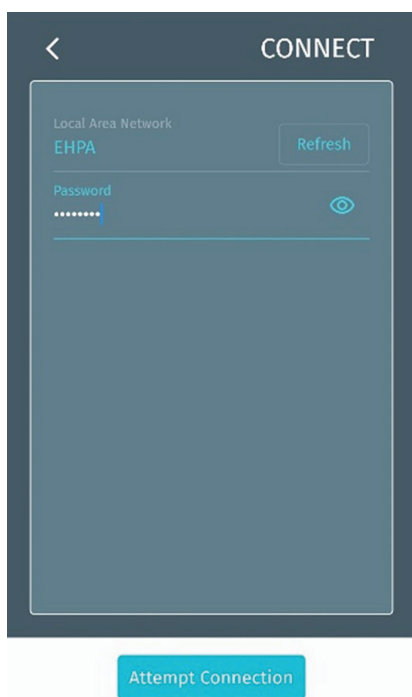
2. Launch the App on your phone. Press Connect Device Button.



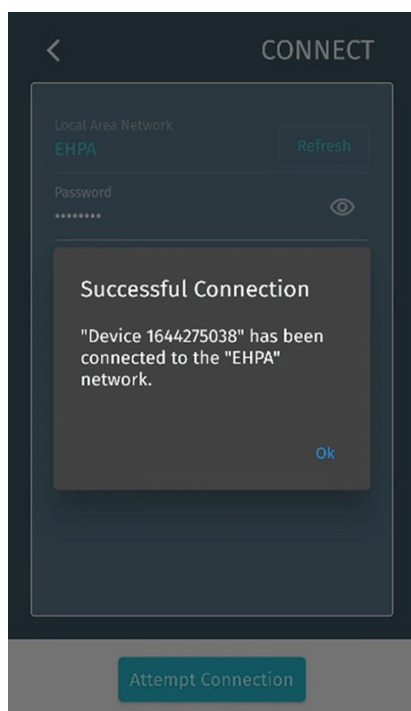
3. Press and hold the push button for 10 seconds, until the white LED around the button starts flashing.



4. Choose your home network. Insert your home network password. Press Attempt connection button.

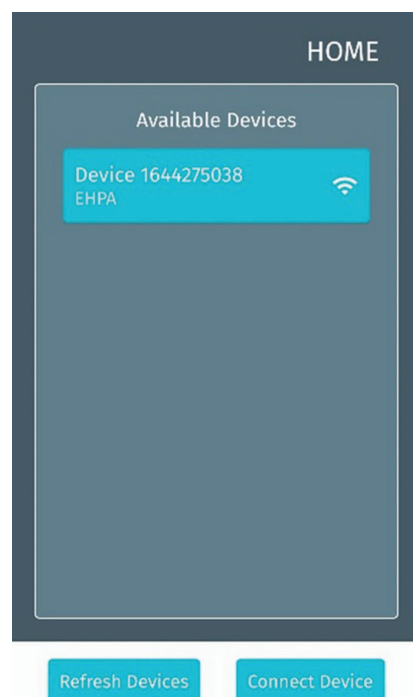


5. Wi-Fi pairing will take few seconds. Once the device is logged onto the home Wi-Fi network, the white LED around the push button will start flashing rapidly. Once the connection is successful, the message below is displayed.



6. Once connected the Enviroflo Heat Pump will appear as an available device. Select the device on your screen.

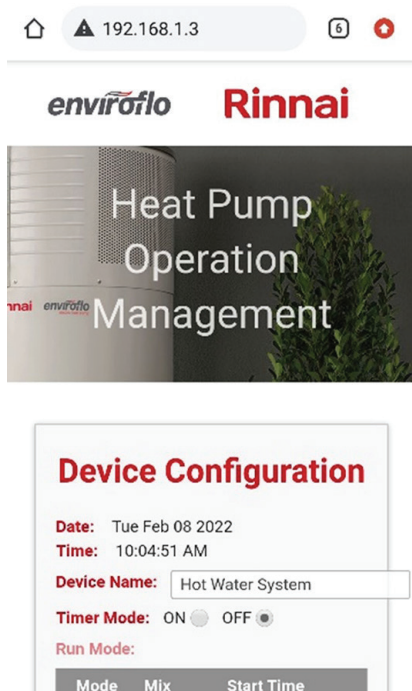
This process only needs to be followed at initial set-up



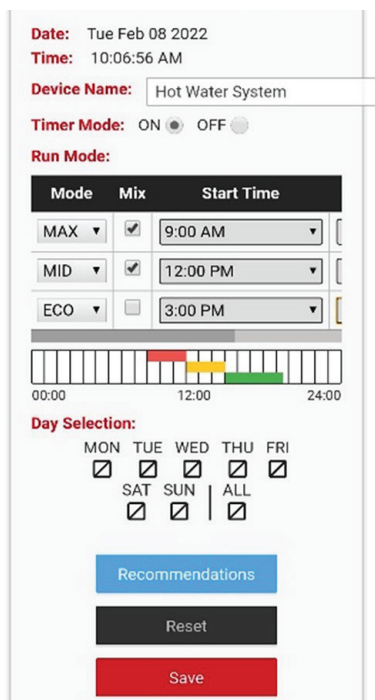


Password may require a number of characters including alphabet and numerals.

7. You will be redirected to the Configuration Screen.

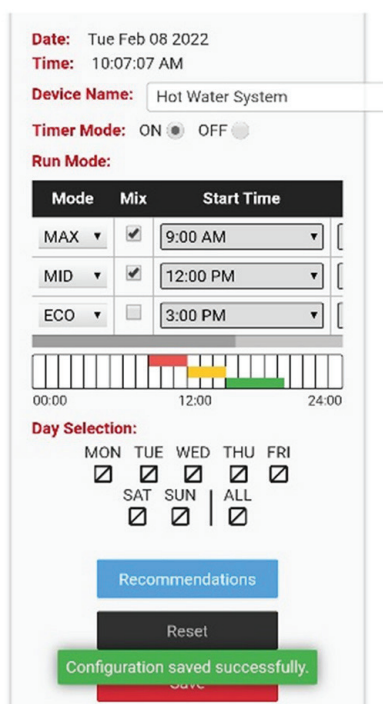


8. The Page will allow you to configure the Enviroflo and will have some general information.



- Current date and time. This is automatically set when the mobile device is synchronised.
- Timer mode On/OFF. This function activates the Schedule.
- Three Run Modes can be configured. The check boxes can be selected to the users preference. The minimum time between on and off is 15 minutes.
- A graph will display your scheduled settings. Make sure that the time does not overlap each other.
- The days of the week can be selected when the Enviroflo runs on factory setting or on the Scheduled Timer.
- Recommendations button to display Manufacturer recommendation operation time.
- Using RESET button, user can reset the configurations.

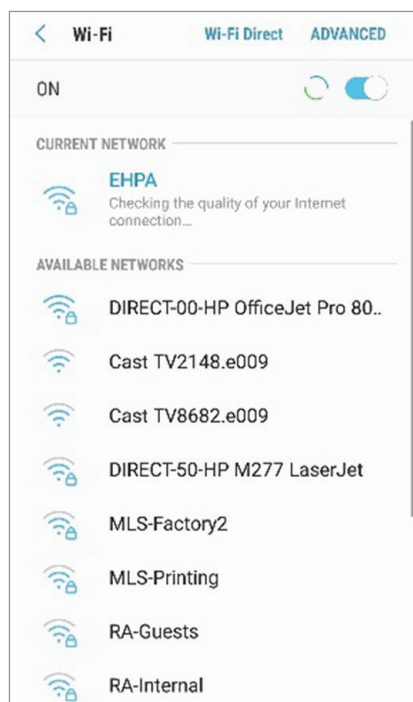
9. After changing the device configurations, press the Save button to save the configurations. The settings will not be applied until user presses this button.



TROUBLESHOOTING

If you can't connect to Water Heater Wi-Fi network or Settings page is not loading.

- Check that your phone is connected to your home network.
- The signal strength may not be strong enough.



If configuration continues to fail, check Wi-Fi Router, make sure you only have 2.4G frequency range and bandwidth setting 802.11b/g mode.

If configuration continues to fail contact Rinnai.



Rinnai Australia Pty Ltd

ABN 74 005 138 769 | AU45204

100 Atlantic Drive, Keysborough, Victoria 3173
P.O. Box 460, Braeside, Victoria 3195
Tel: (03) 9271 6625
Fax: (03) 9271 6622

National Help Line

Tel: 1300 555 545* Fax: 1300 555 655
Monday to Friday, 8.00 am to 5.00 pm EST.

**Cost of a local call higher from mobile or public phones.*

For further information visit **www.rinnai.com.au**
or email **enquiry@rinnai.com.au**

Rinnai has a Service and Spare Parts network with personnel who are fully trained and equipped to give the best service on your Rinnai appliance. If your appliance requires service, please call our National Help Line.

With our policy of continuous improvement, we reserve the right to change, or discontinue at any time, specifications or designs without notice.