







HYDROTAP G5 BCSHA CELSIUS ALL-IN-ONE ARC GUNMETAL


BOILING


CHILLED


SPARKLING


HOT & AMBIENT

FILTERED

UNFILTERED

Order Code H57783Z09AU

Zip HydroTap Design Range CELSIUS All-In-One Boiling, Chilled & Sparkling Filtered water, plus Hot and Cold washing up water from a single tap (hot and cold water supply required). The system features a single under bench command centre including full colour interactive touch screen display with pin code protection and customisable settings including boiling water safety mode, 3 energy saving modes including ON/OFF timers and 2 hour sleep mode, 'Quiet' mode with automated intelligent fan speed adjustment, antimicrobial protection impregnated into key water paths for enhanced hygiene, 100% water efficient air cooled technology, 0.2 micron water filtration, and 2 disposable CO2 cylinders.



Manufacturing Code	H57783Z09AU
Capacity	Residential

Tap	Zip HydroTap Design Range CELSIUS All-In-One ARC Tap (Gunmetal)
Water Pressure	Min 250kPa - Max 700kPa
Water Connection	1/2" BSP (G1/2)
Water Supply Requirements	Cold and Hot
Water Valves	Integrated 500kPa Pressure limiting valve and Dual Check Valve
Power Rating	1.8kW 220-240V 50Hz
Power Supply	1 x 10 Amp socket outlet
Dimensions	W339mm x D483mm x H333mm
Product Approvals	WaterMark, RCM, ARC
Wels Rating	5 Star, 6.0 litres
Warranty	5 years (appliance warranty 36 months plus additional 24 months tank warranty)

Installation Requirements

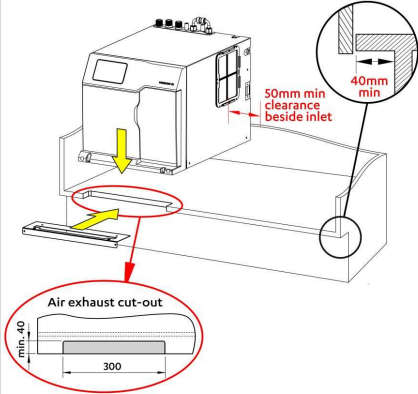
1. Installation and connection of your Zip HydroTap must be carried out by a qualified person, observing national and local regulations.
2. You will require suitable mains electrical and drinking water connections, plus waste water drainage all within 1.5 metres of the product.
3. **Discrete cabinetry cut outs are required for airflow. 40mm minimum clearance on cupboard base overhang required otherwise alternative installation options are available.**
4. Installation on most bench tops is straightforward however some stone bench tops may require a specialised cutting service.
5. If you live in a hard water area, we recommend installation of a Zip scale filtration kit.
6. Installation by Zip Professional Service can be arranged with a phone call or through www.zipwater.com/book-service-visit

Installation Detail

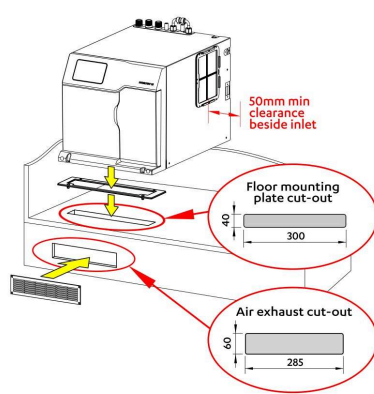
Ventilation requirements

Contact your local service provider if ventilation is not suitable

Option 1. Cupboard with 40mm min overhang

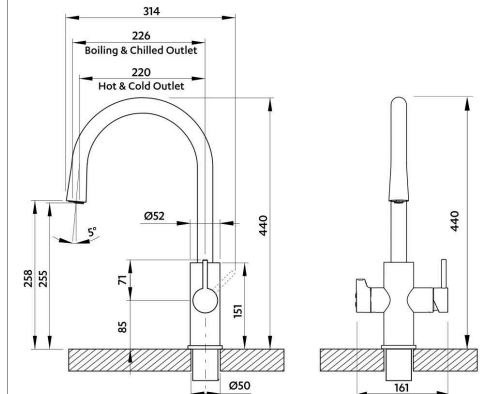


Option 2. Cupboard with less than 40mm overhang



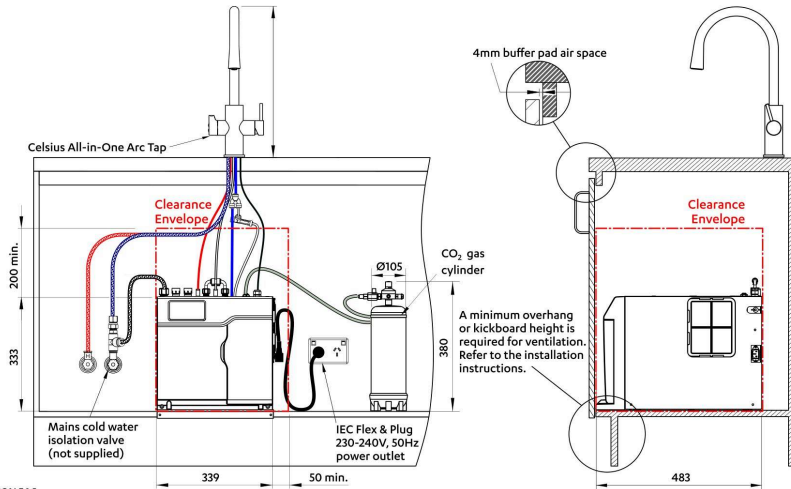
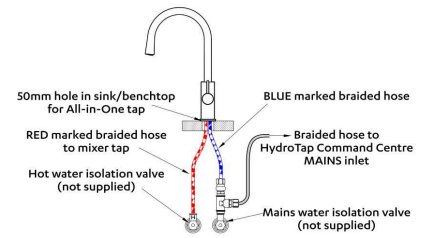
Tap detail

Celsius All-in-One Arc



Mains hot water supply installation

Hot and cold water supply required

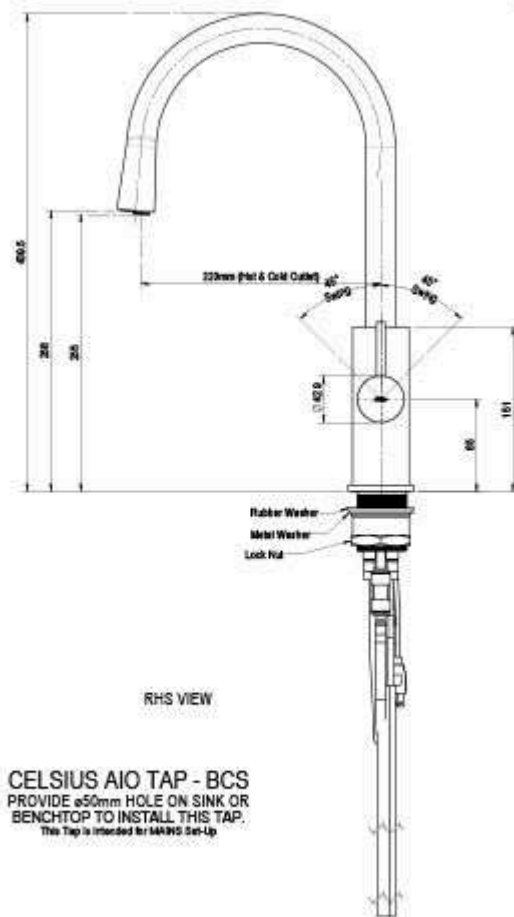
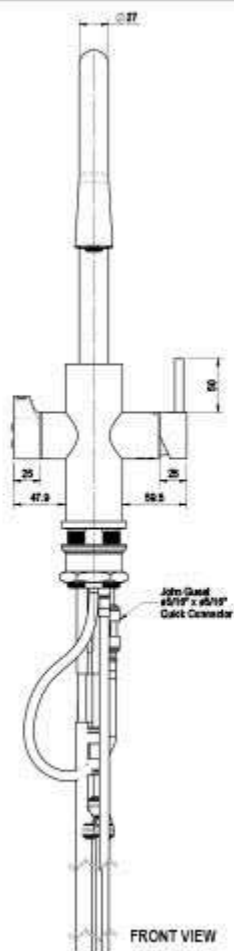
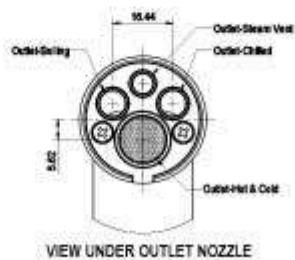
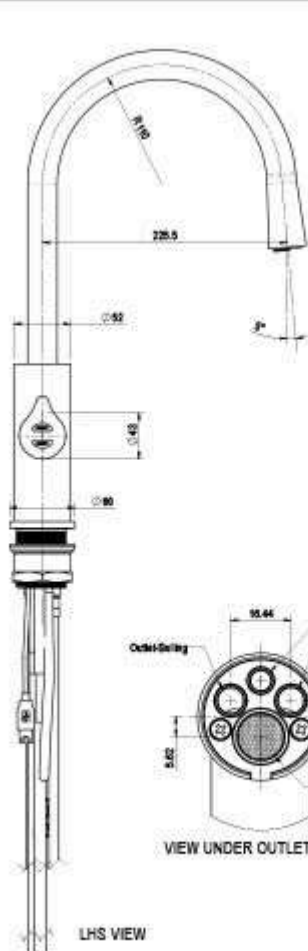


SCALE 1:5
ALL DIMENSIONS IN MM UNLESS OTHERWISE SPECIFIED. INSTALLATION DIAGRAMS ARE FOR ILLUSTRATIVE PURPOSES ONLY. HOSES ARE NOT SHOWN TO SCALE AND CANNOT BE LENGTHENED.

HydroTap G5
BCS Home

with Celsius All-in-One Arc Tap

Tap Detail



CELSIUS AIO TAP - BCS
 PROVIDE $\varnothing 50\text{mm}$ HOLE ON SINK OR
 BENCHTOP TO INSTALL THIS TAP.
 This Tap is intended for MAINS Set-Up

805105