

## OPERATION AND MAINTENANCE

### Location

It is recommended that the appliance be used continuously when people and pets are present. To ensure bugs are attracted, ensure the unit is placed away from competing light sources. Keep away from small children or hang out of reach.

### Charging & Caring for The Battery.

1. Ensure the battery is fully charged prior to use.
2. Ensure the 4 way switch is in the off position. (2nd position from left)
3. Plug the supplied USB cable into a suitable adaptor and switch on.
4. Alternatively, place the unit in bright sunshine.

USB charging time is around 2 hours, solar charging will take 4-5 hours to charge. Once charged, a green light can be seen where the USB cable connects into the unit. Fully charged, the unit should work continuously for around 15-20 hours. This may vary subject to insect numbers.

When not in use, ensure the unit is switched off and store in a cool, dry location.

### Battery Replacement:

The included battery is a 3.7V 18650 2000mA Lithium Battery. The supplied battery can be recharged around 2,000 times

1. Gently pry the carry handle outward and remove from the top of the unit.
2. Undo the 2 phillips head screws holding the solar panel assembly.
3. Very gently lift solar panel assembly. **IMPORTANT:** Take care not to damage the solar panel connecting wires when removing solar panel assembly.
4. Carefully remove battery cover, then gently remove and replace the battery
5. Repeat steps 3, 2 & 1 to reassemble unit.

With appropriate care, the battery will give many years of trouble-free use. When eventually disposing of the battery, please dispose of in a responsible way.

### Maintenance

Regular cleaning of your appliance will ensure best performance and a long product life.

#### 1. Before cleaning.

When not in use or before cleaning, always switch off the appliance

#### 2. Cleaning.

Remove dead insects from the appliance regularly with the brush supplied. Gently brush dead insects from grill. Do not use metal objects or stick fingers through safety screen. Remove bottom cover by gently squeezing tabs on either side. Gently shake dead insects from appliance and discard. Regularly clean the outside of the appliance with a soft cloth and dry it with a dry towel. Do not immerse in water. Do not use harsh solvents to clean the plastic.

#### 3. Ventilation safety slots.

Always keep the unit ventilated. Used in a confined space, overheating may result in damage to the internal components.

#### 4. Damage check.

Always check that the appliance is in good working condition and all guards are secure.



# GECKO

*the bug stops here!*


## INSTRUCTION MANUAL

### Solar - USB Rechargeable Insect Killer & Lantern

**MODEL: GKOLT4S**

includes Cleaning Brush & USB Cable

Rating DC 3.7V, 150mA




### READ AND SAVE THESE INSTRUCTIONS


Carefully read this manual before using the Gecko Bug Zapper. Make sure that you know how to operate the appliance. Maintain the appliance in accordance with the instructions to ensure that it functions properly. If the appliance is to be used by a third party, this instruction manual must be supplied. No liability can be accepted for any damage caused by non-compliance with these instructions or any other improper use or mishandling.

Mayo Hardware Pty Ltd

 AUST: 1300 360 211

 AUST: 1300 360 484

 [www.geckoinssectkillers.com.au](http://www.geckoinssectkillers.com.au)

 4 Secombe Place, Moorebank, NSW, 2170  
2018©

 **mayohardware**  
australia  
supplier of value

## HOW DOES THE GECKO INSECT KILLER WORK?

Mosquitoes, moths and other pests are attracted to UV and other light sources.

Gecko Insect Killers feature specially designed UV lamps that generate a UV wavelength designed for maximum luring power.

As insects are lured into the unit they come into contact with the electrically charged high voltage grid. They are electrocuted and drop into the collection tray at the bottom of the unit.

Gecko Zappers comply with Australia and New Zealand Standards. AS/NZS 60335.2.59.



## IMPORTANT SAFEGUARDS

When using electric appliances always observe safety regulations to reduce the risk of fire, electric shock and personal injury. Always check that the power source corresponds to the voltage on the rating label on the appliance.

Repair For any repair needs, please take appliance to an authorised repairer or qualified person.



Symbol means high voltage is present in the product.



## USAGE ENVIRONMENT:

DO NOT USE THIS APPLIANCE IN WET WEATHER. THIS UNIT IS NOT DESIGNED TO GET WET.

This appliance must not be used in locations where flammable or is explosive dust is likely to exist. Children and/or Infirm Persons

**CAUTION.** Keep out of reach of children or infirm persons. This appliance is not intended for use by persons (including children) with reduced physical, sensory or mental capabilities, or lack of experience and knowledge, unless they have been given supervision or instruction concerning use of the appliance by a person responsible for their safety. Children should be supervised to ensure that they do not play with the appliance.

### Water

DO NOT IMMERSE THE APPLIANCE IN WATER. Do not immerse any part of this appliance or supply cord in water. Do not use with wet hands or use in damp situations.

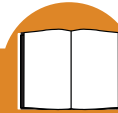
### Access

**DANGER - HIGH VOLTAGE.** Do not put any object inside or attempt to touch any internal components. Ensure children do not play with the appliance or attempt to stick fingers or other objects through the safety grille. Insects should only be cleaned from the unit while disconnected from the mains supply, with the supplied brush.

### Environment

Once the battery has reached the end of its useful life, please dispose of responsibly. Ensure the battery is not disposed of with household waste but in an environmentally friendly way. Please recycle where facilities exist. Check with your local council for recycling advice.

Warning: The lamps in this appliance are not user replaceable.



## GENERAL SAFETY

### WARNING:

An electric shock hazard may exist if water from a garden hose is directed at the Insect Killer.

When using electric appliances basic safety precautions should always be followed to reduce the risk of fire, electric shock and personal injury.

Read all these instructions before attempting to use the appliance.

1. Keep children away This appliance is not intended for use by young children or infirm persons without supervision. Young children must be supervised to ensure that they do not play with this product. Safely dispose of any packaging, including plastic bags.
2. Personal Injury Keep hands and other body parts away from internal parts. Do not put fingers or any other objects through the safety grille.
3. Damaged or dropped Always inspect your appliance before use. Check that all parts are correctly attached. Do not use this appliance if it has been damaged, dropped or dropped in water. Return it to an authorised service dealer for examination and repair.
4. Store in a safe place When not in use, store your appliance and all its accessories and instruction manual in a safe and dry place.
5. Flammable vapour or explosive dust. The appliance is not to be used in locations where flammable vapour or explosive dust is likely to exist. This appliance should not be left outdoors, exposed to wet weather. Do not use in barns, stables or similar locations. It must be supplied at SELV (Separated Extra Low Voltage), unless it is a battery-operated appliance, the battery being charged outside the appliance.