



XL rose gold levered dispenser



With the world's smallest boiling and chilled unit footprint, Billi is designed to maximise your kitchen cupboard space.

B-5000

The most popular model in the Billi Home range, the Billi B-5000 is ideal for typical family use.

Measuring only at 340x180x500mm, the B-5000 is space saving, energy efficient and elegant.

Customer care



Standard Warranty

All components of the system are covered by a standard 2 year warranty. Excludes filter cartridges.



Blue Service Plan

Includes a replacement filter sent out periodically. Installation not included. Visit www.billi.com.au/billicare-service-plans for more information.

Filters

Replacement filters are available online at www.billi.com.au and your reorder part code is 994002.

Installation requirements

Please refer to product data sheets located on www.billi.com.au/billi-home.

Billi™

Billi Australia Pty Ltd
42 Lucknow Crescent,
Thomastown, Victoria
3074 Australia

P 1800 812 321
F +61 3 9469 0499
W www.billi.com.au

follow us on



Proudly designed and manufactured in Australia. Billi™ is a trademark of Billi Australia Pty Ltd. All rights reserved. © Copyright protected. As Billi Australia Pty Ltd has a policy of continual improvement, all details are subject to change without notice. All goods are sold subject to our published terms and conditions. Fibredyne™ is a trademark of Pentair.

07/18

INSTANTLY... AT YOUR FINGERTIPS




SUPERIOR INSTANT FILTERED WATER



Billi™


Innovation meets convenience and style in your home with Billi's home range of superior filtered water systems. Offering the very best in design, Billi has a range of filtered water products to suit all your home drinking water needs.



MODERN DESIGN

Stylish dispenser designs


Collaboration with architects, designers and consumers resulted in a range of sophisticated, stylish tapware that perfectly complements the style of its surroundings. Billi has a variety of finishes in its dispenser range including the popular chrome, brushed chrome, matte black and matte white with many more finishes available.



PREMIUM FILTRATION

Filtration


Billi's range of premium filters are equipped with unique Fibredyne™ technology. The Fibredyne™ technology is a three layered structure resulting in superior water quality.



ENERGY SAVING

Energy efficiency

Reduce your environmental impact and save on power bills. The B-5000 boiling and chilled water systems are energy efficient by monitoring usage patterns, recognising evening and weekend changes by turning on the energy saving mode to minimise your power consumption. The Eco Intelligence software allows the B-5000 and B-4000 to operate only when required.




SAFETY AND USER FUNCTIONALITY


Safety

In addition to Billi's Splash Free technology, our insulated tap body and boiling water safety switch provide added safety and peace of mind for the whole family.


Dispenser designs and finishes




XL LEVERED DISPENSER
The levered dispenser is streamlined and elegant. It is simply operated with position-sensitive levers.




XT TOUCH DISPENSER
The touch dispenser is an innovative, contemporary tap, which has a top operating panel offering a sophisticated and clean style.



ROUND SLIMLINE DISPENSER
Round in design with single pin lever option. Suitable for still or chilled water.



SQUARE SLIMLINE DISPENSER
Square in design with single paddle lever option. Suitable for still or chilled water.



DUAL SLIMLINE DISPENSER[#]
Round in design with dual levers. Suitable for chilled and sparkling units.

Available finishes:

Chrome

Brushed Chrome

Matte Black

Matte White

Rose Gold

[#] Dual Slimline only available in Chrome and Matte Black.

Special finishes:

Gloss Black

Platinum

Florentine Bronze

Brushed Rose Gold

Urban Brass

Gun Metal Grey

^{*} Special Finishes are available for XL only (special orders).

Font and riser accessories

Font and riser combinations are available to complement your dispenser designs in the following finishes:

Chrome

Brushed Chrome

Matte Black

Matte White

Rose Gold

Special Finishes are available (special order only).



70mm FONT & RISER
Suitable for XL levered and XT Touch dispensers.








120mm FONT & RISER
Suitable for XL levered and XT Touch dispensers.



SLIMLINE FONT
Suitable for slimline dispensers

Underbench models and specifications

MODELS	PRODUCT CODE	DISPENSER	 BOILING	 CHILLED	 SPARKLING	 STILL	 FILTERED	HxWxD (mm)
B-5000 Instant boiling or chilled water available any time of the day or night. The most popular model in the Billi Home range, the Billi B-5000 is ideal for typical family use. The B-5000 is space saving, energy efficient and elegant. The functional style is designed for convenience in your home.	915000	XL Levered XT Touch	✓	✓			✓	340x180x500
B-5000 Sparkling In addition to all features offered in the B-5000, the B-5000 Sparkling system is the ultimate home water appliance. Delivering instant boiling & chilled filtered water, with the added sparkling filtered water feature. All options are conveniently available through the one stylish dispenser.	915100	XL Levered	✓	✓	✓		✓	410x255x420 340x180x360
B-4000 Instant boiling and still water, the B-4000 offers exceptional home convenience and is ideal for making hot drinks and reducing food preparation time with instant boiling water.	914000	XL Levered XT Touch	✓			✓	✓	340x180x360
B-3000 Refreshing chilled filtered water on tap right where you need it. With a large chilling capacity and unlimited water delivery, the B-3000 is ideal for typical family use. The stylish slimline tap allows chilled water flow conveniently at your finger tips.	913000	Round Slimline Square Slimline		✓			✓	340x180x460
B-3000 Sparkling Refreshing chilled & sparkling filtered water with a large chilling capacity and unlimited water delivery, the B-3000 Sparkling is ideal for typical family use. The stylish dual slimline tap allows sparkling and chilled water flow conveniently at your fingertips.	913100	Dual Slimline		✓	✓		✓	410x255x420
B-1000 Instant filtered water on tap. The B-1000 offers the convenience of filtered still drinking water along with elegant functional style.	911000	Round Slimline Square Slimline				✓	✓	320x140x130