

	NA-140VX3	NA-140VG3	NA-148VX3	NA-148VG3
Body Colour	White	White	White	White
Load Capacity	10kg	10kg	8kg	8kg
Spin Speed	1,400rpm	1,400rpm	1,400rpm	1,400rpm
Energy Efficiency				
Energy Efficiency*1	4.5 star	4.5 star	4.5 star	4.5 star
Energy Consumption[kWh/cycle]	0.95kWh	0.95kWh	0.68kWh	0.68kWh
Auto Power Off	●	●	●	●
Water Consumption				
Water Efficiency*2	4.5 star	4.5 star	4.5 star	4.5 star
Special Features				
Wash Technology	3D Sensor Wash	3D Sensor Wash	3D Sensor Wash	3D Sensor Wash
Foam Sensor	●	●	●	●
ECONAVI	●	●	●	●
Stain Solution programme	●	●	●	●
WashNavi	●	●	●	●
Balance Sensor	●	●	●	●
Water Circulation Pump	●	●	●	●
Motor	DC Synchronized Brushless	DC Synchronized Brushless	DC Synchronized Brushless	DC Synchronized Brushless
Number of Shower Nozzles	5 (HydroActive+)	5 (HydroActive+)	5 (HydroActive+)	5 (HydroActive+)
Control	Inverter	Inverter	Inverter	Inverter
Drum Design	Sazanami Drum	Sazanami Drum	Sazanami Drum	Sazanami Drum
Body Design	Silent Arch	Silent Arch	Silent Arch	Silent Arch
Display	Full-Dot LCD	LED	Full-Dot LCD	LED
Time Delay	●	●	●	●
Child Lock	●	●	●	●
Programmes				
Programmes	16	16	16	16
Spin Speed Options	5 (500-1400)	5 (500-1400)	5 (500-1400)	5 (500-1400)
Temperature Options	From cold to 90°C	From cold to 90°C	From cold to 90°C	From cold to 90°C
Programme Options				
Eco/Speed Function	●	●	●	●
Extra Rinse	●	●	●	●
Pre-Wash	●	●	●	●
Easy Ironing	●	●	●	●
Security				
Leakage Protection	Water Leakage Protection	Water Leakage Protection	Water Leakage Protection	Water Leakage Protection
Cycle End Buzzer	●	●	●	●
Measurements				
Height	845mm	845mm	845mm	845mm
Width	596mm	596mm	596mm	596mm
Depth	594mm	594mm	594mm	594mm
Depth max [incl. door]	625mm	625mm	625mm	625mm
Weight	74kg	74kg	74kg	74kg
Door Porthole size	340mm	340mm	340mm	340mm
Drum Capacity	70L	70L	70L	70L

\*Specifications are subject to change without notice for further improvement \*1 According to the Directive 2010/30/EU \*2 Based on "EN60456"

### PROGRAMMES

	Mixed	Silk/Lingerie	Outdoor	Denim	Shirts	Sportswear	Baby-care	Easy-care	Wool	Skin-care	Quick 50	Rapid 15	Bedding	Cold Wash	Delicates	Memory	Cotton	Cotton Rinse Plus	Colours
NA-140VX3	●			●	●	●	●	●	●	●	●	●	●	●	●	●	●	●	●
NA-140VG3	●	●		●	●	●	●	●	●	●	●	●	●	●	●	●	●	●	●
NA-148VX3			●	●	●	●		●	●	●	●	●	●	●	●	●	●	●	●
NA-148VG3			●	●	●	●		●	●	●	●	●	●	●	●	●	●	●	●



**Panasonic**

**Panasonic**  
ideas for life

Washing Machine



NA-140VX3 NA-140VG3 NA-148VX3 NA-148VG3

**ECONAVI** **INVERTER** **eco ideas**



**ECONAVI**

“ECONAVI”<sup>\*1</sup>  
washing machine  
that detects waste  
and starts saving energy  
automatically

**ECO**

- “ECONAVI”<sup>\*1</sup>
- New Inverter & HydroActive<sup>+</sup>

**Outstanding  
Basic  
Performance**

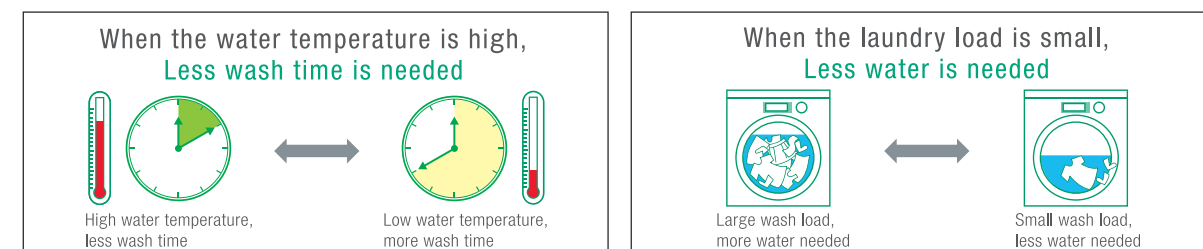
- Large 10kg capacity with standard size
- “Sazanami Drum”
- “3D Sensor Wash”

**Unique  
Features**

- “WashNavi”
- “Stain Solution”
- Quiet operation
- Eco / Speed selection mode
- Convenient programmes


**ECONAVI**

“ECONAVI”<sup>\*1</sup> ensures optimum water & energy consumption. No more waste! <sup>\*1</sup> ECONAVI function is available on “cold wash” programme



CONVENTIONAL WASHING MACHINE dose not change the washing mode

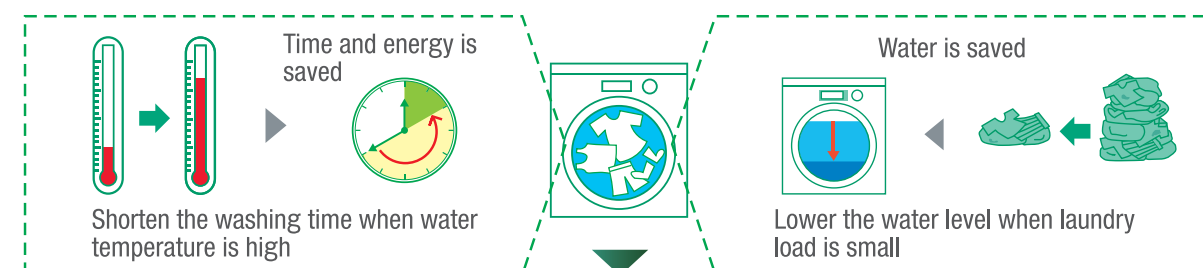
**Same Washing Procedure**



**ECONAVI**

ECONAVI detects the laundry load and water temperature

**Reduces wash time and amount of water**



**That's why it is eco-friendly**

Wash time	Power used	Water used
Max. <b>45%*</b> shorter	Max. <b>45%*</b> less	Max. <b>40%*</b> less

\*About“ECONAVI”effect  
<Model> NA-148VX3  
<Testing Institution>TÜV Rheinland(Shanghai) <Test Condition> • “Cold Wash”programme • Comparison made with ECONAVI operation(clothes amount:2kg/water temperature:more than 35°C) against the operation without ECONAVI(clothes amount:8kg/water temperature:less than 25°C) • Test was conducted based on IEC60456 other than water temperature



ECO

Outstanding  
Basic  
Performance

## Inverter & HydroActive<sup>+</sup>

**Energy Rating 4.5 star, Water Rating 4.5 star**



Thanks to Panasonic unique Inverter technology and HydroActive<sup>+</sup>, water saving performance and energy saving performance is higher than ever.



**INVERTER**

Inverter technology is key to Panasonic industry-leading performance. The inverter changes the motor's rotation and output based on sensors inside the washing machine – to achieve perfectly clean clothes. This clever technology also ensures efficient energy consumption of 4.5 star.



**HydroActive<sup>+</sup>**

Complementing the other energy-saving features, HydroActive<sup>+</sup> uses five multi-directional showers to ensure the most efficient washing possible. These showers rapidly deliver water to enable deep and fast penetration of the detergent into the clothes and fast rinsing – making for clean results in less time and energy savings.

## Large 10kg capacity with standard size



The capacity of the drum for the new NA-140VX3 Panasonic washing machine can handle up to 10kg, making it possible to wash up to 50 shirts.

Previous models  
Washes up to 35 shirts  
NA-16VX1 & 14VA1



Washes up to 50 shirts  
NA-140VX3/NA-140VG3



### Set-in size

Even with larger capacity, body size stays the same. Fits neatly in regular kitchen space.



### Wide opening

The wide door opening makes it easy to load and unload clothes.



## Technologies behind Large Capacity with Standard Size

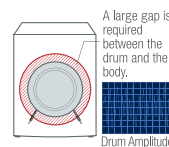
The Panasonic washing machine\* has achieved a high capacity of 10kg while retaining the standard body size. In order to fit a drum with the largest possible diameter inside these predetermined dimensions, precise rotation control had to be used to suppress the axial runout deviation and minimise the amplitude of the drum itself. Panasonic addressed this challenge with our original 3D Sensor technology, and Double-Action Dampers. This made it possible to minimise the gap between the drum and the body.

\* NA-140VX3/NA-140VG3

## Vibration control by 3D Sensor

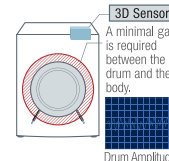
### Without 3D Sensor Technology

If the load's centre of gravity shifts due to the drum rotation, the axial runout deviation tends to increase, particularly during the spin cycle. Because the range of drum movement increases, a large gap is required between the drum and the body.



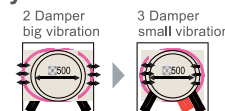
### With 3D Sensor Technology

The 3D Sensor constantly detects the drum's rotation, and an inverter motor controls the rotation linearly to prevent the load's centre of gravity from shifting. This keeps the axial runout deviation extremely small, and makes it possible to enlarge the drum diameter to a size that is very close to the body itself.



## Vibration absorbed by "3 Damper System"

Big Drum with  
Minimized Vibration



Minimize the vibration of outer tub to prevent drum hitting body

## "Sazanami Drum"

The newly designed Panasonic drum, the "Sazanami Drum", features an interior with dimple-shaped water spouts – ideal for thoroughly removing dirt while being gentle to clothes. The rounded-edged dimples not only allow for fewer holes and less bumps than a conventional drum, they also prevent clothes from getting caught. What is more, this unique shape also provides a high spin-drying performance.



### Sazanami Designed Inner Surface

New inner surface assures minimal damage to clothes and efficient spin-drying.



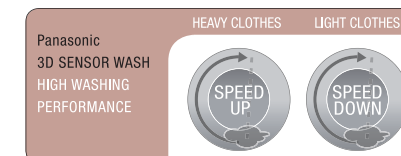
### New Shape Baffle

Large baffles thoroughly yet gently agitate clothes. And there are no sharp angles so as to be gentle to clothes.




## "3D Sensor Wash"

### Superior washing performance



A 3D Sensor analyses the movement of the drum in each dimension, adjusting the motor speed to optimise washing performance.



Feel & Check how big it is!!

Compare this to your washing machine!

Compact Body 600mm

Wide door opening 340 mm

Unique Features

WashNavi-Carefree Washing

Easy to see, Easy to use and Enjoy the washing!



To make your washing experience as comfortable as possible, Panasonic presents the new WashNavi LCD display. It gives you intuitive control over all the washing machine's programmes, functions and indicators.

Help Function

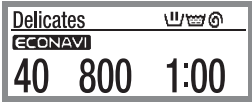
This provides you with setting's details and instructions.

Cotton



**Cotton**  
Max capacity: 10 kg  
Daily wash for cotton, linen and cotton blends.

Delicate



**Delicates**  
Max capacity: 5kg  
Gentle wash for synthetic fibre, satin, lace etc. Preventing damage.

Zoom Up Function

To make the display easy to read, Zoom Up enlarges the information about selected function.



C & Temperature

50  
40 °C  
30

r/min & r/min

1400  
1200  
1000

Time & End Time

4  
3 h  
2

Trouble Shooting Function

No need to check the instruction manual, the display guides you.



**Error:U14**  
Check for any of following problems.  
-The tap is open.  
-The water pipe or hose is frozen.  
-The water supply has been disrupted.

**Error:U14**  
-The water-supply filter is clogged.  
After correcting the problem, open the door then shut it and restart the appliance.

Stain Solution-Spotless Results

Enjoy easy stain removal!



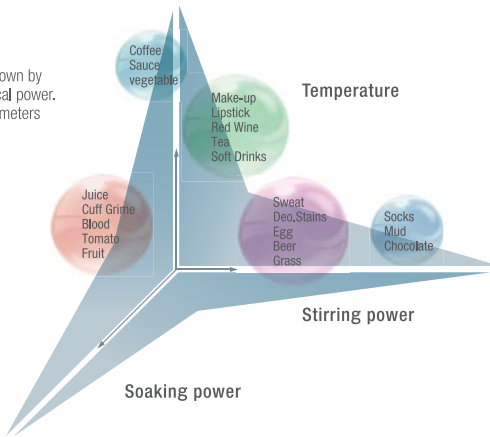
They come with every day's laundry: stains. Some of them are absolutely common to any household – stains like tea, coffee, lipstick, wine, oil or grass. Instead of rubbing or pre-treating those stains, just use the Stain Master option of Panasonic washing machines. Select one of the 23 stains – from mud to chocolate to tomatoes – and depending on the stain, the machine will automatically combine the optimum temperature, stirring power and soaking power to beat the stain!

Special cycles tailored to the 23 most common types of stain



Stain Chart

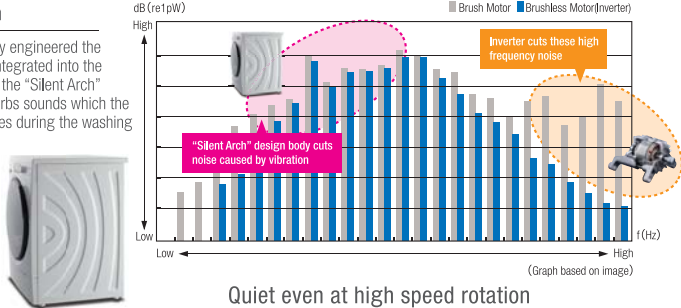
Stains are classified into 5 major groups, and broken down by a combination of detergent, temperature and mechanical power. "Stain Solution" is a program that adjusts these 3 parameters



Quiet operation

Silent Arch Design

Panasonic has specially engineered the "Silent Arch" design. Integrated into the sides of the appliance, the "Silent Arch" design effectively absorbs sounds which the machine naturally makes during the washing process, reducing bothersome noise and vibration.



Eco / Speed selection mode

Select 'Normal Wash' for efficient washing with normal energy consumption – or 'Speed Wash' for shorter washing times. The 'Eco Wash' is great for taking advantage of energy and water saving washing if users do not mind waiting a bit longer for clean clothes.

	"Normal" mode	"Speed" mode	"ECO" mode
ENERGY			50% Energy Saving* 30% Water Saving*
TIME		40% Time Saving* 	

\* In-house test result, washing an 8kg load of laundry in an 8kg-capacity model with "cotton60°C" programme

Convenient programmes



**Mixed\***  
Good for washing some kinds of clothes mixed with cotton, linen, synthetic and so on.



**Silk / Lingerie\***  
•For delicate clothes such as hand wash silk, delicate clothes and lingerie.  
•Realizing less clothes damage and shrinkage by shower washing



**Outdoor\***  
Good for washing synthetic and water-repellent outer



**Denim\***  
Prevents colour fading by gentle washing

\* Available in NA-140VX3/NA-140VG3

\* Available in NA-148VX3/NA-148VG3