

Series 2, Integrated Design Hood, 60 cm, Matt black DBB63BC60A



DWZ1IB1I6	Long-life Clean Air recirculation kit
DWZ1IB6K2	Chimney extension 450-854 mm
DWZ1IB6N2	Chimney extension 187-360 mm

- **Maximum storage space:** the T-shaped design offers lots of space and up to 20kg load capacity.
- **Fingerprint resistant design:** elegant carbon black finish with reduced fingerprint visibility.
- **Easy and versatile installation:** easy one-person installation with many flexible layout options.
- **LED lighting:** energy-efficient, bright, even cooktop illumination.
- **Push button control:** simple and convenient adjustment of your rangehood settings.

Typology: Built-in/Built-under
 Length electrical supply cord: 130 cm
 Required niche size for installation (HxWxD): ... 340mm x 560.0mm x 300mm mm
 Height of product, without chimney: 60 mm
 Minimum distance above an electric cooktop: 600 mm
 Minimum distance above a gas cooktop: 650 mm
 Net weight: 7.1 kg
 Type of control: mechanical
 Number of power settings: 3
 Max. air extraction: 384 m³/h
 Max. air recirculation: 291 m³/h
 Number of lights: 2
 Noise level: 65 dB(A) re 1pW
 Diameter of air outlet: 150 mm
 Grease filter material: Washable stainless steel
 EAN code: 4242005530205
 Connection rating: 100 W
 Voltage: 220-240 V
 Frequency: 50 Hz
 Plug type: AU plug
 Installation type: Built-in



Series 2, Integrated Design Hood, 60 cm, Matt black DBB63BC60A

Design:

- Installation in a upper kitchen cabinet
- Flush-fitted installation for a seamless integration in upper kitchen cabinets
- Clever Storage Solution: rangehood can hold up to 10 kg on each side
- Suitable for ducted or recirculated extraction

Features:

- 2 x LED 1.5W lights
- Colour Temperature: 3500 K
- Light Intensity: 316 lux
- 2 metal grease filter(s)

Comfort Features:

- Kitchen cabinet protection: additional side and rear protection against steam and vapour
- Push button controls for power and light
- 3 power settings

Cleaning Comfort:

- Easy to clean smooth surfaces and materials
- Metal grease filter dishwasher-safe
- Coated surfaces to reduce fingerprints

Exhaust/Ducted Mode:

- According to EN 61591 and EN/ IEC 60704-2-13 your appliance can achieve the following values in exhaust mode:
- Speed 1: extraction rate 174 m³/h; noise level 49 dB(A) re1pW
- Speed 2: extraction rate 246 m³/h; noise level 57 dB(A) re1pW
- Speed 3: extraction rate 384 m³/h; noise level 65 dB (A) re1pW

Recirculation Mode:

- For recirculation operation Long-life Clean Air recirculation kit (accessory) needed
- The Long-life Clean Air odour filter absorbs intense odours, such as fish, as well as pollen. The lifetime can be extended up to 4 times by refreshing the filter in the oven
- According to EN 61591 and EN/ IEC 60704-2-13 your appliance can achieve the following values in recirculation mode with Long-life Clean Air recirculation kit (available as optional accessory):
- Speed 1: extraction rate 140 m³/h; noise level 49 dB(A) re1pW
- Speed 2: extraction rate 212 m³/h; noise level 59 dB(A) re1pW
- Speed 3: extraction rate 291 m³/h; noise level 66 dB (A) re1pW

Technical Information:

- Consumption data:
- Power rating: 100 W
- Voltage: 220 - 240 V
- Sustainability:
- Made in Germany: produced at a CO₂ neutral production site
- Expanded plastic free packaging
- Available Long-life Clean Air odour filter with extended lifetime up to 4 times

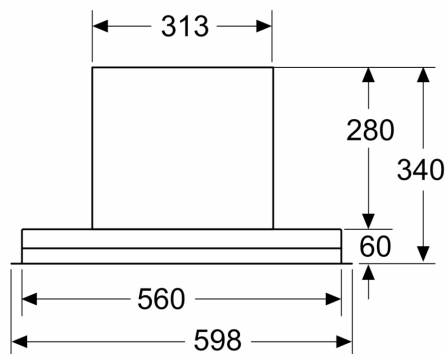
Planning and Installation Information:

- Install into a 60cm wide upper kitchen cabinet

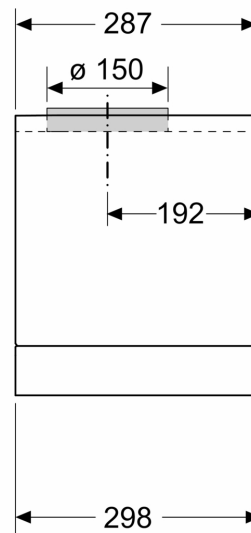
- Integrated Design Rangehood comfort installation: easy one -person installation system
- Appliance dimensions (HxWxD): 340 x 598 x 298 mm
- Built-in dimensions (HxWxD): min. 340 mm x 560 mm x min. 300 mm
- Enclosed spacers for installation in upper kitchen cabinets with maximum depth of up to 360 mm
- For installation in higher kitchen cabinets chimney extensions are available as optional accessories
- Diameter pipe Ø 150 mm
- Electrical cable length 1.3 m

**Series 2, Integrated Design Hood, 60 cm, Matt black
DBB63BC60A**

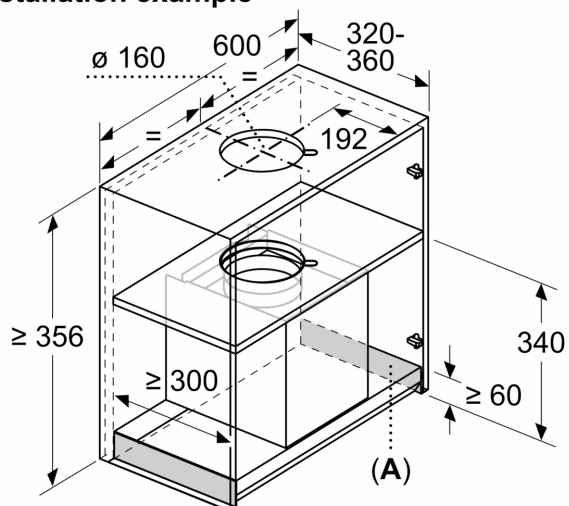
Measurements in mm
Front view



Measurements in mm
Side view

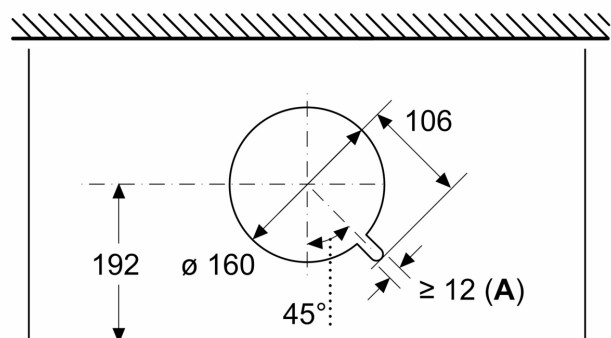


Measurements in mm
Installation example



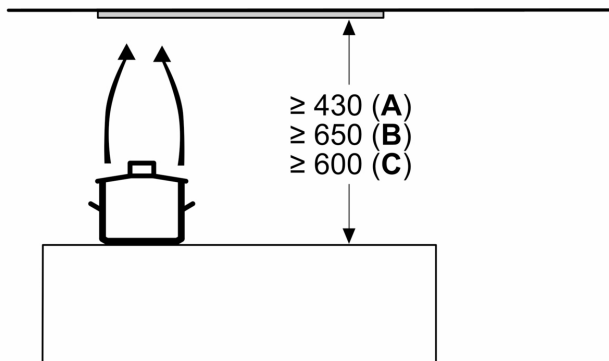
A: Area without hinges

Measurements in mm
View from above



A: Cable bushing

Measurements in mm

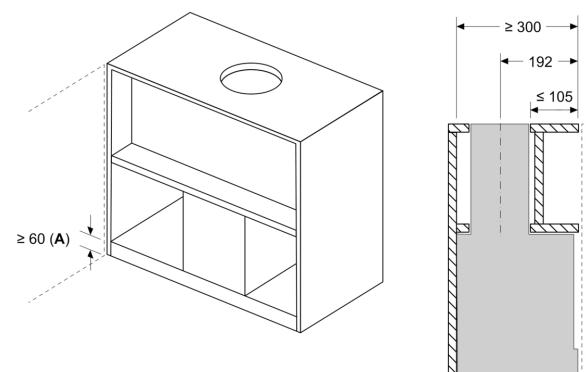


A: Electric

B: Gas - from upper edge of pan support

C: Electric - for Australia and New Zealand

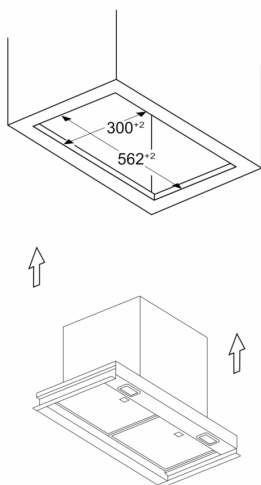
Measurements in mm Installation example with spice rack



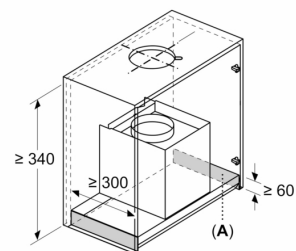
A: Area without hinges

Installation example in cupboards with crossbar, if installation with chimney extension (other accessories) not possible

Measurements in mm Installation example in furniture cut-out



Measurements in mm Installation requirements for replacement business



A: Area without hinges

Installation requirements for replacing existing built-in hood solutions with integrated design hood without replacing the cupboard

Measurements in mm

