

SHIG910X

smeg 90cm island rangehood with glass canopy



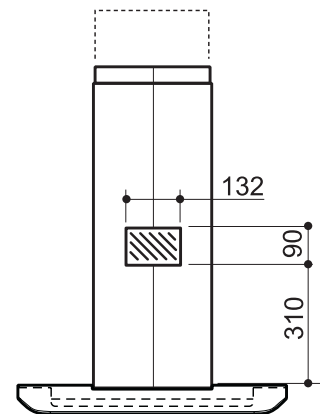
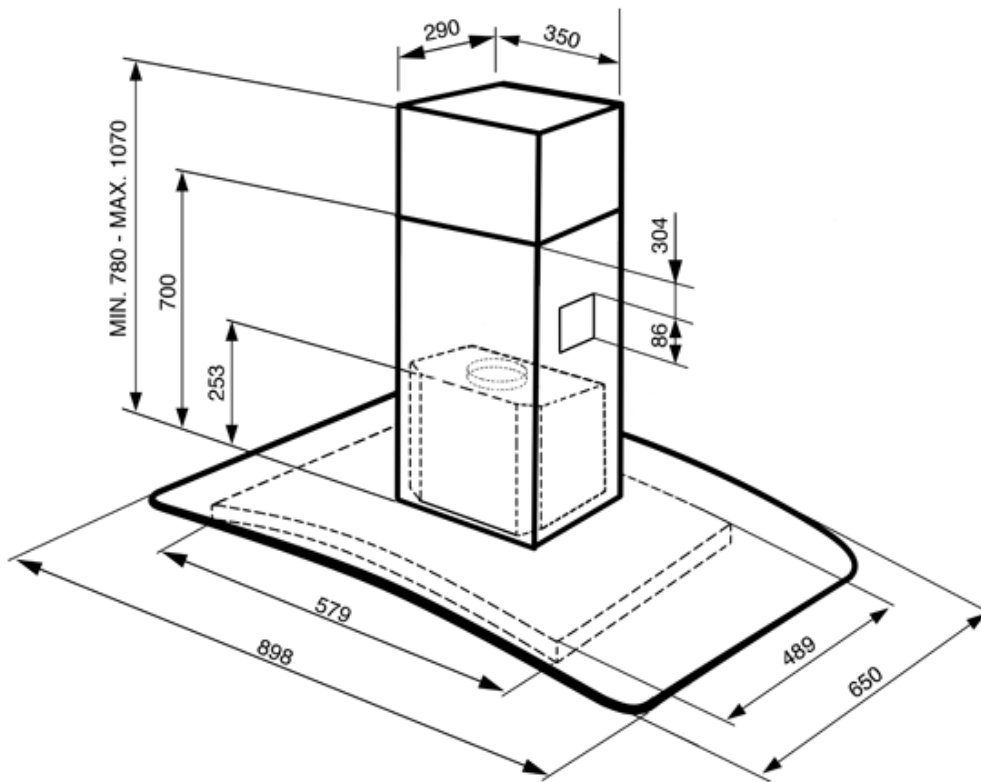
EAN 9345025000989

finish	stainless steel
dimensions	898mmW x 850–1050mm H x 490mmD
installation	island
motor	1 x 250W centrifugal
air extraction	<ul style="list-style-type: none"> • duct direct to atmosphere — 150mm diameter ducting required • recirculate to kitchen — 125mm ducting required
capacity	690m ³ /hr (IEC 61591: p=0) 660m ³ /hr (IEC 61591: p=1)
noise rating	45–68 dBA (IEC 60704-3)
illumination	4 X 20w halogen globes
speeds	four, progressive button
maximum current	0.17 amps
power supply	220–240V, 50Hz
supplied	2 x aluminium grease filters
optional	charcoal filter, Part # KITFC161
weight	23.6kg gross, 17.7kg net
package dimensions	800x1020x506mm


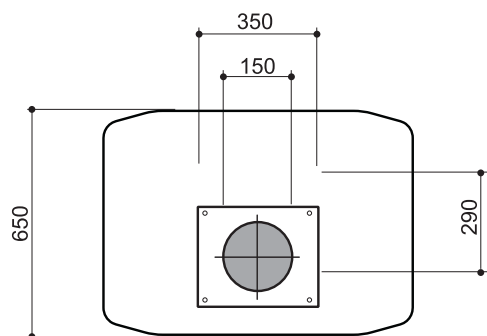
p = 0 → airflow direct out of motor housing
p = 1 → airflow after 1m & 90° bend + 1m

SHIG910X

smeg 90cm island rangehood with glass canopy



650mm minimum



PLEASE NOTE: drawings are not to scale. They are to assist only.