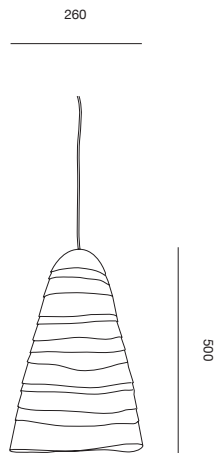


Beata light - large



PINCH

Beata light



A layered light, available in three natural tones, that develop intensity of colour when the light is illuminated, fitted with a removable baffle.




Can also be made to bespoke sizes and specifications.


VARIANTS



White



Nutmeg



Natural coloured
flex



Powder coated rose

MATERIALS

Woven straw shade.
Natural coloured woven flex.
Powder coated metal rose.

DIMENSIONS (mm)

Large: 260d x 500h

DATE OF DESIGN

2009

BULB REQUIREMENTS

E27 / E26 max 60w
CE / UL certified fittings available.

WARRANTY

24 months.

ADDITIONAL INFORMATION

As a piece hand made from natural materials, each light is subject to variations in overall size, form and tone. For information on how to maintain and protect light shades, please refer to the PINCH product care guide.



