


Series 6, built-under dishwasher, 60 cm, Brushed steel anti-fingerprint SMU6HCS01A



Wifi connected dishwasher with an Extra Clean zone in the upper basket for heavily soiled dishes.

- **VarioDrawer™**: Provides a convenient third loading level for cutlery and utensils.
- **Rackmatic**: 3 Level adjustable top basket.
- **EcoSilence Drive**: Especially energy-saving and silent in operation with a particularly high life span.
- **ExtraDry**: the extra option for stronger drying performance.

Maximum number of place settings: 15
 Water consumption in litres per cycle of the eco programme: ... 11.0 l
 Built-in / Free-standing: Built-in
 Height of removable worktop: 0 mm
 Dimensions of the product (HxWxD): 815 x 598 x 573 mm
 Required niche size for installation (HxWxD): 815-875 x 600 x 550 mm
 Depth with open door 90 degree: 1150 mm
 Adjustable feet: Yes - all from front
 Maximum adjustability feet: 60 mm
 Adjustable plinth: Both horizontal and vertical
 Net weight: 37.1 kg
 Gross weight: 39.5 kg
 Connection rating: 2400 W
 Fuse protection: 10 A
 Voltage: 220-240 V
 Frequency: 50; 60 Hz
 Length electrical supply cord: 175 cm
 Plug type: AU plug
 Length inlet hose: 165 cm
 Length outlet hose: 190 cm
 EAN code: 4242005279845
 Installation typology: Built-under

SGZ0BI01	decorative strips stainless steel 81,5cm
SGZ0CL01	door lock mechanical, straight
SGZ0IC00	Small Item Clip for upper rack
SGZ1010	inlet and outlet hose extension
SGZ6BH00	Bottle Holder grey
SMZ2014	Rack insert for stemware dishwasher
SMZ5000	Dishwashing aid set
SMZ5002	Silver polishing cassette
SMZ5150AU	Kick panel stainless steel
SMZ5300	GlassSecure Tray



4 242005 279845

Series 6, built-under dishwasher, 60 cm, Brushed steel anti-fingerprint SMU6HCS01A

Wifi connected dishwasher with an Extra Clean zone in the upper basket for heavily soiled dishes.

Capacity

- Capacity: 15 place settings place settings

Consumption rates

- 4 stars energy rating, 5.5 Star Water rating (WELS). AU WELS Registration Number: D02572.
- Water consumption of 11 litres per wash using Eco AU in accordance with AS/NZS 6400 and Energy consumption of 245 kWh per year using the Eco AU program seven times per week. Consumption is based on cold water connection and is tested in accordance with AS/NZS 2007.2
- 11 l water consumption per wash based on Cold water connection, using Eco Wash program. In accordance with AS/NZS 6400

Design

- Anti-fingerprint stainless steel finish
- Stainless steel interior tub
- SoftTouch buttons: Electronic soft-touch activated buttons

Wash Programs and Options

- 8 Programmes:
- Eco Wash : Energy efficient wash & dry. Mixed loads & soil levels,
- Auto Wash: automatic wash & dry for Mixed loads & soil levels,
- Auto Gentle : Automatic wash and dry program for delicate and lightly soiled dishes,
- Pots & Pans: for heavily soiled dishes,
- Quick 1h: quick wash & dry for mixed loads & soil levels,
- Express wash: Wash only for lightly soiled dishes,
- ExtraQuiet: extended quiet wash & dry program for mixed loads & soil levels,
- Favourite: set or download your favourite combination
- 4 special options: Remote Start: allows remote control and monitoring via HomeConnect, Extra Dry: Provides an even better drying result by extending the drying time, HygienePlus : Extended increased temperature program for hygienic cleaning, SpeedPerfect : Reduce wash time even after cycle has started
- Machine Care: maintains your dishwasher's optimum performance and hygiene option

Performance

- Extra Clean Zone: Provides an even better cleaning result for items placed directly over the three rotating nozzles in the top basket
- DosageAssist™: Maximises the effectiveness of detergent tablets. The tablet is dropped into a specially engineered tray and is completely dissolved. For superior cleaning performance and a quieter wash.
- EcoSilence Drive® quiet and energy-efficient brushless motor (BLDC)
- BLDC Main Pump: Variable water & spray pressure to achieve optimum cleaning results
- BLDC Drain Pump: Fast and extra quiet draining of water, no gargling sounds

- AutoBrilliance™: Automatic detergent and rinse aid sensor
- AquaSensor™ technology: Regulates the water usage depending on the type and degree of soiling
- hydroDry heat exchanger assists with condensation to help dry dishes
- 5 Spray levels for maximum water contact and optimum wash results
- 3 stage self-cleaning filter system: design that helps reduce the need to wash the filter and prevents blockages

Flexibility

- Basket system with red coloured touchpoints provides total flexibility for all loading requirements
- VarioDrawer™: Provides an extra loading level for cutlery and utensils
- RackmaticPlus™: 3-stage top basket can be adjusted to three height levels to maximise convenience
- Ball bearing on top basket for an easy glide
- Low friction wheels on bottom basket
- Rack Stopper to prevent derailing of bottom basket
- 2 foldable racks in top basket, Height of dishes in top basket - min/max 16.0 cm / 21.0 cm
- 6 foldable plate racks in bottom basket, Height of dishes in bottom basket - min/max 25.0 cm / 30.0 cm
- Anti-slip protection strips in upper rack
- Moveable cutlery basket in lower basket

Convenience

- HomeConnect via WiFi Connectivity
- Time remaining display
- Wash program status on display panel
- Time delay start: Delay program start time by 1-24 hours to suit your schedule
- Very quiet operation: 44 dB
- Large item spray head: For washing extra large items such as baking trays, Vapour barrier protection plate

Safety

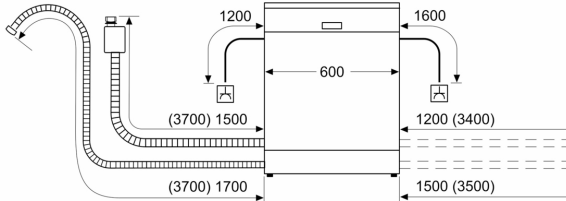
- AquaStop™ Plus: Water supply device with lifetime anti-flood protection

Product Dimensions (H x W x D)

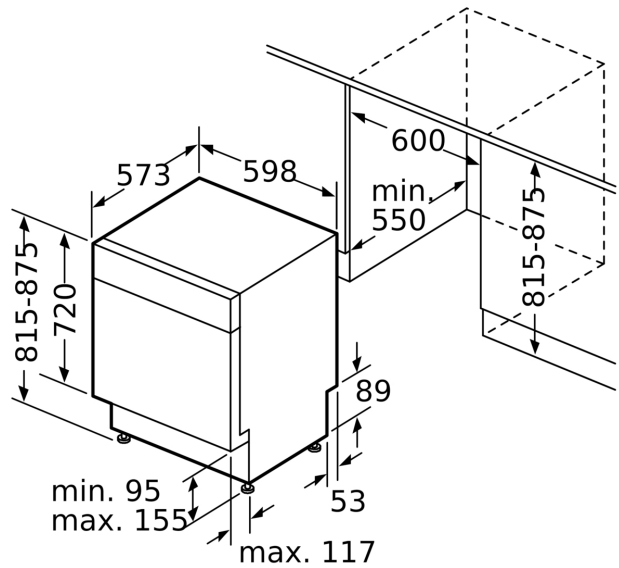
- Height 815-875 mm x Width 598 mm x Depth 573 mm

**Series 6, built-under dishwasher, 60
cm, Brushed steel anti-fingerprint
SMU6HCS01A**

measurements in mm



⌋ socket
() values with extension kit



measurements in m