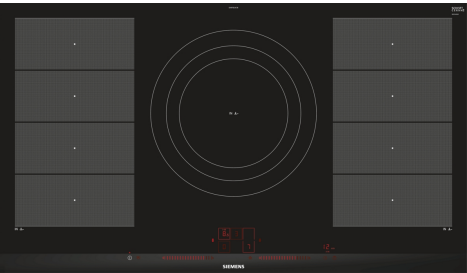


iQ700, Induction cooktop, 90 cm,
Black
EX975LVC1E



HZ32WA00 Wireless food thermometer, HZ390011 Stainless Steel roaster with glas lid, HZ390012 Steaming Rack for Stainless Steel roaste, HZ390210 System pan diameter 15 cm, HZ390220 System pan diameter 19 cm, HZ390230 System pan diameter 21cm, HZ390240 Paella pan Ø 31 cm, HZ390250 System pan diameter 28 cm, HZ390512 Teppan Yaki (large), HZ390522 Griddle Plate, HZ394301 Connecting strip, HZ9CF240 Fry pan, coated 24cm Ø, HZ9CF280 Fry pan, coated 28cm Ø, HZ9E5100 Espresso maker 4 cups, HZ9FE280 Iron pan Ø 18 / 28 cm, HZ9FF010 Flex Pan, large, HZ9FF030 Flex Pan set, 3 pcs., HZ9FF040 Flex Pan set, 4 pcs., HZ9SE030 Set of 2 pots and 1 pan, HZ9SE040 4 pieces Set, HZ9SE060 6 pieces Set, HZ9TY010 Teppan Yaki

The modern flexInduction cooktop - for greater flexibility when cooking. Induction cooktop with innovative features that enable highly flexible cooking in any situation.

- ✓ flexInduction adapts the cooking zones to different cookware and pots up to 24 cm diameter – for more flexibility.
- ✓ Dual lightSlider lets you easily and intuitively operate the hob.
- ✓ The fryingSensor plus controls the temperature in the pan so can never burn again.
- ✓ powerMove Plus: enables intuitive control thanks to three heating zones with different temperatures – activated by touch.
- ✓ Shorter heating times with up to 50% more power thanks to the powerBoost-function.

Product name/family: Cooking zone ceramic
Built-in / Free-standing: Built-in
Source of energy: Electric
Total number of positions that can be used at the same time: 5
Required niche size for installation (HxWxD): 51 x 880-880 x 490-500 mm
Width of the appliance: 912 mm
Dimensions (HxWxD): 51x912x520 mm
Dimensions of the packed product: 126 x 1073 x 603 mm
Net weight: 18.8 kg
Gross weight: 23.0 kg
Residual heat indicator: separate
Location of control panel: Front
Basic surface material: Ceramic
Color of surface: Black, Alu, brushed
Length electrical supply cord: 110.0 cm
EAN code: 4242003705599
Voltage: 220-240 V
Frequency: 50; 60 Hz



iQ700, Induction cooktop, 90 cm, Black EX975LVC1E

Cooktop Type and Special Features

- 2x Ring zone triple, FlexZones
- powerBoost function for all cooking zones
- panBoost
- fryingSensor Plus with 5 temperature settings

Design

- Frameless with front faceted glass

Comfort & Convenience

- Dual LightSlider
- LED display and timer with auto switch off for all cooking zones
- LED display and timer with auto switch off for all cooking zones, Count-up timer, LED display and timer with auto switch off
- ReStart - Quickly reinstates previous settings
- QuickStart - Quick and automatic first pot detection
- powerMove Plus

Size & Power

- 17 power levels for each cooking zone
- Cooking zones:
 - 1 x Ø 400 mmx230 mm, 3.3 KW (max. Power level 3.7 KW) Induction or 2 x Ø 200 mm, 2.2 KW (max. Power level 3.7 KW) Induction;
 - 1 x Ø 210 mm, 2.2 KW (max. Power level 3.7 KW) Induction;
 - 1 x Ø 400 mmx230 mm, 3.3 KW (max. Power level 3.7 KW) Induction oder 2 x Ø 200 mm, 2.2 KW (max. Power level 3.7 KW) Induction
- 11.1 KW total connected load

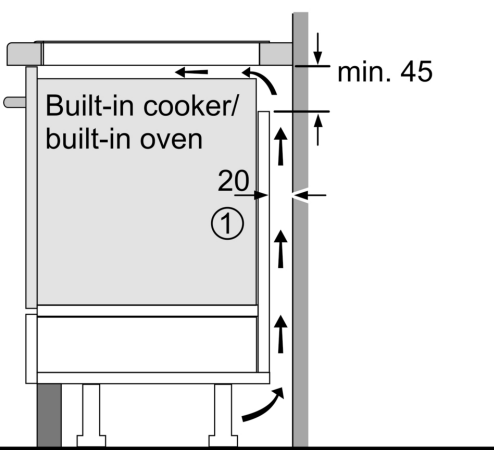
Safety and Environment

- Automatic pan recognition
- Automatic pan recognition
- powerManagement Function
- Automatic safety switch-off
- Childproof lock
- wipeProtection function
- 2-stage (h/H) digital residual heat indicator
- Energy efficiency display

Dimensions (WxD)

- Min. worktop thickness: 16 mm

iQ700, Induction cooktop, 90 cm,
Black
EX975LVC1E



min. 45

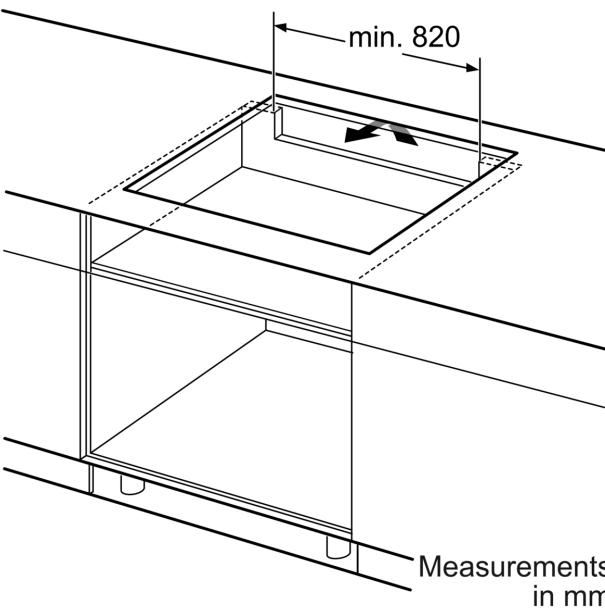
Built-in cooker/
built-in oven

20

①

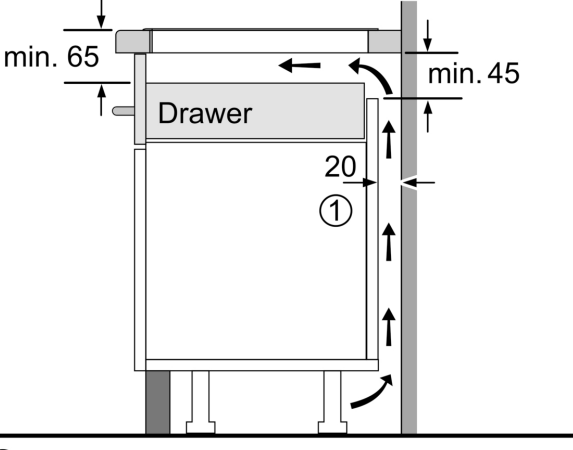
①
Ventilation gap must
be present

All measurements in mm



min. 820

Measurements
in mm



min. 65

min. 45

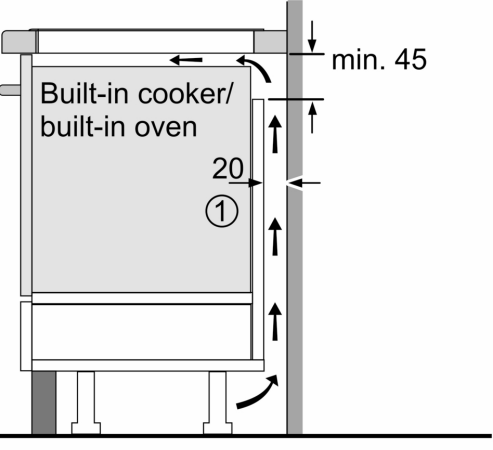
Drawer

20

①

①
Ventilation gap must
be present.

Measurements in mm



min. 45

Built-in cooker/
built-in oven

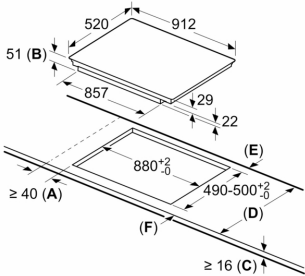
20

①

①
Ventilation gap must
be present

All measurements in mm

measurements in mm



- A: Minimum distance from the hob cut-out to the wall.
- B: Recessed depth
- C: The clearance between the surface of the worktop and the top of the front of the oven must be 30 mm. See space requirements for the oven.

The worktop into which the hob is installed must withstand loads of approx. 60 kg; suitable substructures must be used if required.

D	E	F
585-600	50	≥ 35
> 600	≥ 50	≥ 50