

# 90cm Flushline Centre Wok

## HP95DT

MADE  
IN ITALY24 MONTH  
WARRANTY90CM  
WIDEBRASS  
BURNER

With ILVE Gas Cooktops, you can simmer at the lowest temperatures that your recipe calls for or go to searing heat instantly. With infinite precision heat settings you'll have perfect cooking control. Cleaning is easy! There are fewer food trapping cracks and crevices allowing for easy wipe maintenance. The trivets, burner caps and supports are removable and easily cleaned either in a dishwasher or by hand. A stainless steel finish ensures this cook top will co-ordinate beautifully with the design of other ILVE appliances. ILVE have maintained their core values as a family owned business and continue to manufacture appliances that represent the most pure thing in a family – dinner time! The kitchen is, and should always be, a place and a time where the family meets and shares.



Pictured: ILVE Brass Burner

### Colour Palette



Stainless Steel

# 90cm Flushline Centre Wok

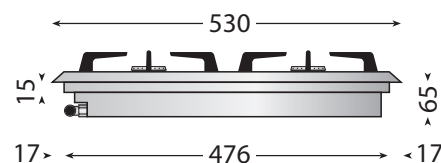
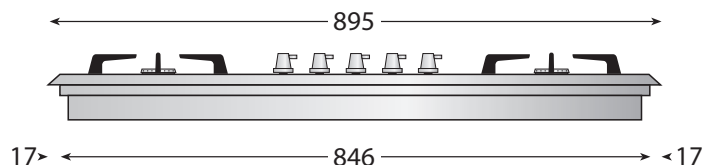
## HP95DT



### Model HP95DT

#### 90cm Flushline Centre Wok

- Large cooking surface with spacious burner layout
- Triple ring all purpose brass wok burner
- Centred triple ring all purpose super wok burner
- Precision burner controls each with position accurate thermostat control
- AS304 stainless steel construction
- 75% hand built
- One touch automatic electronic ignition
- Front centred control panel
- Cast iron heavy duty trivets and burner caps finished in matt black
- All gas burners fitted with flame failure cut out safety devices
- Deep recessed spill trays
- Easy clean removable trivets and burners
- Easy clean single piece sealed hob
- Available in stainless steel only
- Plug in 10 AMP power supply
- Easy in-bench serviceability



#### Model: HP 95 DT

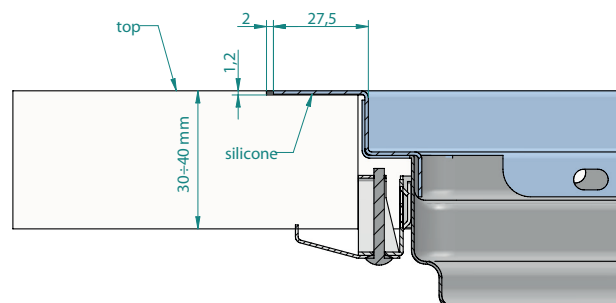
Hole cut-out dimension: 860mm x 490mm

#### MODEL: HP 95 DT

Power requirement: 10 AMP

Total electrical load: 0.6 kW

Total gas consumption: 48.7 MJ/h



\*\* Please note: If you are installing this product with routed edges, we recommend you ONLY ever use the actual product as a guide



For installation specifications, please consult with ILVE. For optimum installation, we recommend using the actual product as the best guide.

18112016

Australia National Telephone Number 1300 MYILVE (694 583) New Zealand Telephone Number 0508 458 369  
ILVE showrooms are open Tuesday - Friday from 9am-5pm and Saturdays 10am-4pm. Monday & Sunday CLOSED

[ilve.com.au](http://ilve.com.au)

#### NSW & ACT (Head Office)

48-50 Moore Street  
Leichhardt  
F 02 8569 4699

#### VIC & SA

1211 Toorak Road  
Camberwell  
F 03 9809 2155

#### QLD

1/42 Cavendish Road  
Coorparoo  
F 07 3397 0850

#### WA & NT

Unit 10/55 Howe Street  
Osborne Park  
F 08 9201 9188

#### TAS (Crisp Ikin)

3 Pear Avenue  
Derwent Park, 7009  
P 03 6272 7386

#### New Zealand

PO Box 11.160  
Sockburn Christchurch  
F 03 344 5906

#### DISCLAIMER

Eurolinx PTY LTD, trading as ILVE Appliances, is continually seeking ways to improve the design specifications, aesthetics and production techniques of its products. As a result alterations to our products and designs take place continually. Whilst every effort is made to produce information and literature that is up to date, this brochure should not be regarded as an infallible guide to the current specifications, nor does it constitute an offer for the sale of any particular product. Product dimensions indicated in our literature is indicative only. Actual product only should be used to define dimension cutouts. Distributors, and retailers are not agents of ILVE Appliances and are not authorized to bind ILVE Appliances by any express or implied undertaking or representation.