


90CM BUILT-IN ELECTRIC OVEN

900SKMPI



ILVE's new 900 Series built-in ovens are the culmination of 2 years of research and development to bring Australian homes a oven that has the technology, sophistication and appearance that embodies the ILVE brand whilst having many functional advantages over its competitors.

The new size of the cooking cavity provides more cooking space and maximises the full internal size of the oven.

Our new ULTRA-Clean light grey, nickel-free enamel interior reduces the toxicity of materials in contact with foods and is easy to clean. Another new feature is the S-MOVE soft-closing door allows you to gently close the oven door with a simple push, preventing door impact; without using your hands, which are free to perform other tasks. Standard in the oven are Telescopic racks and are totally removable making the use of the ovens baking trays and general cooking in the oven easy and effortless. The Full size inner door glass provides a panoramic view from the outside of the oven door of what is inside the oven, its fill width also enables easy cleaning with no crevices for food scraps and residue to get trapped.



ULTRA-Clean smooth cavity with
Twin Fan Oven Cavity



S-move soft & gentle
closing door hinges



Laser etched cooking modes on
control panel with symbol & words

Standard Option - Oven Colour



Stainless Steel

90CM BUILT-IN ELECTRIC OVEN

900SKMPI



900SKMPI BUILT-IN ELECTRIC OVEN

FEATURES

- PANA-view full-glass oven door and inner glass
- S-move soft & gentle closing door hinges
- Dual convection cavity fans
- A+ Energy class
- Laser etched cooking modes on control panel with symbol & words
- Precision thermostat control: 0°C–250°C
- Closed door grilling
- Knob control and touch-control timer
- Dark / black tinted glass on door exterior

FINISH

- stainless steel

SAFETY

- Safe touch BIO-safe triple glazed glass door

FUNCTIONS

- Select 9 multifunctional expert modes - Light, convection, fan assisted, bottom, half grill, grill, fan grill, fan forced & pizza

CLEANING

- Removable oven door and inner door glass
- ULTRA-Clean smooth cavity

CAPACITY & INTERIOR

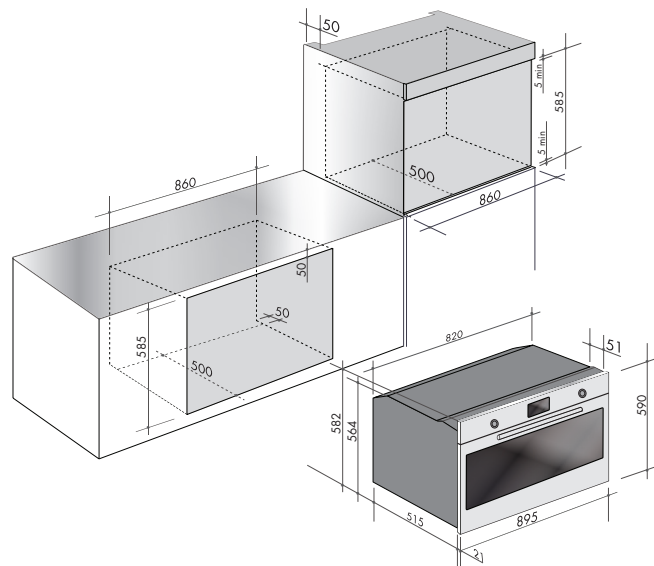
- Extra large 102L oven capacity
- 5 cooking levels

ACCESSORIES

- Standard with 1 x set of telescopic runners - with 75% extraction
- 2 x Oven racks & 1 x Grill pan (baking dish) set


TECHNICAL INFORMATION

- 3.5kW/hr total electrical consumption
- Size: 895W x 590H x 515–536D



NB: drawings are not to scale —
they are to be used as a guide only

FOLLOW US:



Page 2/2
12012021

Australia National Telephone Number 1300 MYILVE (694 583) New Zealand Telephone Number 0508 458 369
ILVE showrooms are open daily from 9am-5pm and Saturdays 10am-4pm

ilve.com.au

NSW & ACT (Head Office)

48-50 Moore Street
Leichhardt
F 02 8569 4699

QLD

1/42 Cavendish Road
Coorparoo
F 07 3397 0850

WA & NT

Unit 10/55 Howe Street
Osborne Park
F 08 9201 9188

New Zealand

PO Box 11.160
Sockburn Christchurch
F 03 344 5906

DISCLAIMER
Eurolinx PTY LTD, trading as ILVE Appliances, is continually seeking ways to improve the design specifications, aesthetics and production techniques of its products. As a result alterations to our products and designs take place continually. Whilst every effort is made to produce information and literature that is up to date, this brochure should not be regarded as an infallible guide to the current specifications, nor does it constitute an offer for the sale of any particular product. Product dimensions indicated in our literature is indicative only. Actual product only should be used to define dimension cutouts. Distributors, and retailers are not agents of ILVE Appliances and are not authorized to bind ILVE Appliances by any express or implied undertaking or representation.