

SHW910X2

Product family	Hood
Hood Type	Decorative wall hood
Design	Chimney
Extraction	Recirculation
Material	Stainless steel
Type of steel	Brushed
EAN code	8017709346164




Aesthetics

Aesthetic Colour	Universale Stainless steel	Logo	Embossed
------------------	----------------------------	------	----------



Controls

Control setting	Buttons
-----------------	---------

Programs / Functions

No. of speeds	3
Intensive speed	

Technical Features

			
No. of lights	2	No. of filters	3
Light type	LED	Anti-grease filters	Stainless steel
Light Power	1 W	Vent outlet	150 mm
Light color temperature scale (°K)	4000 °K	Minimum distance from GAS hob	650 mm
Free outlet maximum capacity	1000 m³/h	Minimum distance from ELECTRIC hob	600 mm
Motor power	340 W		

	Extraction rate IEC 61591 [m³/h]	Noise level IEC 60704- 2-13 [dBA]
Speed 1	400	56
Speed 2	610	66
Speed 3	810	72
Intensive speed	940	75

Accessories Included

Tube reduction Yes

Electrical Connection

Plug	(I) Australia	Frequency (Hz)	50-60 Hz
Current	10 A	Power supply cable	1500 mm
Voltage	220-240 V	length	

Optional accessories

Charcoal filter Yes

Symbols glossary (TT)



Filters: Model has filters to help remove grease from the steam emanating from the pans during cooking.



Lights: All cooker hoods feature lights to illuminate the cooking area or add to the ambience of the kitchen.



Intensive/turbo setting: when extra fast extraction is required.