


SA312X

two-zone 30cm ceramic cooktop



#### PLEASE NOTE

Smeg ceramic cooktops are highly-efficient cooking surfaces. They are at their most efficient with flat-based cooking vessels. We recommend stainless steel exterior-based vessels — that is, the surface of the vessel making contact with the ceramic surface be of stainless steel. High-quality cast-iron and cast-iron-based utensils might also be suitable for this ceramic surface.

This flat stainless steel surface will help reserve the unblemished look of the ceramic surface and avoid scratching and permanent marking.

<b>finish</b>	all black ceramic, frameless bevelled edging, touch control
<b>size</b>	512mmD x 290mmW x 65mmH
<b>cutout</b>	490mmD x 270mmW
<b>installation</b>	built-in one-piece hob, topmount
<b>capacity</b>	2900 watts over two zones: 190mm diameter, 1700 watt 160mm diameter, 1200 watt
<b>power connection</b>	2900 watt total, 12.09 amp hardwired or dedicated 15 amp power cord and plug
<b>elements</b>	series 8 ribbon 7 seconds full heat
<b>safety</b>	<ul style="list-style-type: none"> <li>power ON LED</li> <li>residual heat LEDs for surface temperatures above 60°C</li> </ul>
<b>minute minder</b>	0-99 minutes with audible signal
<b>cooking timer</b>	0-99 minutes STOP COOK with each zone
<b>warranty</b>	two years parts and labour

#### INSTALLATION

At less than 30cm wide, the SA312XA compact cooktop is ideal for space-saving benchtop design. The height displacement of 65mm allows space for installation below the bench of drawers, an oven, or even a dishwasher.

#### RAPID HEAT

The series 8 ribbon elements are at full heat within seven seconds — affording fast cooking and efficient electricity use. Nine heat settings per zone cover all cooking intensities.

#### LOW MAINTENANCE

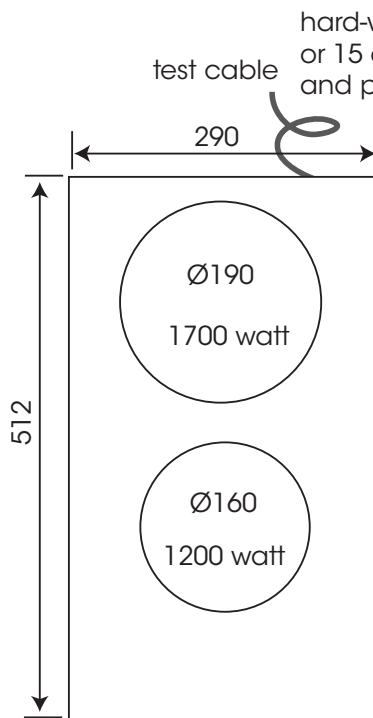
The easy wipe-over frameless surface is best maintained with soapy water and the occasional ceramic cream conditioner.

#### SAFETY

As well as the power ON light, and the obvious glow of the zones when at high heat, two 'H' LEDs respectively glow if residual heat is above 60°C.

SA312X

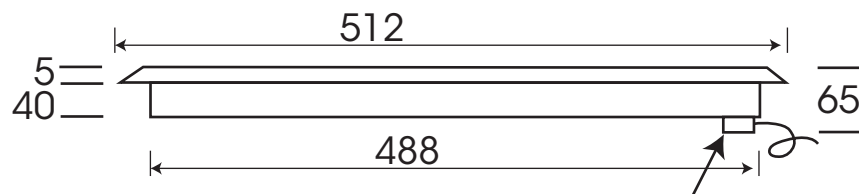
two-zone 30cm ceramic cooktop



PLAN

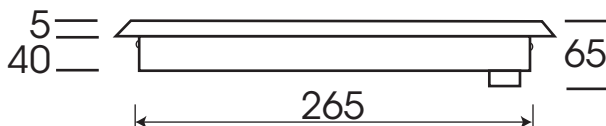
total wattage: 2900 watts = 12.09 amps

The cooktop must be hardwired, or connected with a 15 amp-rated power cord and plug for a dedicated 15 amp GPO



SIDE ELEVATION

terminal block for  
hard-wired connection  
OR 15 amp power cord  
with 15 amp 3-pin plug for  
dedicated 15 amp GPO  
circuit  
NB: test lead supplied and  
connected



FRONT ELEVATION

NB: THESE DRAWINGS ARE NOT TO SCALE — THEY ARE TO ASSIST ONLY