

605L Stainless steel French Door Fridge designed to fit inside a 90cm kitchen cavity, with water dispenser and automatic ice maker.



Product Details

FEATURES

Multi-flow air delivery system	Internal electronic controls	Healthy fresh water Easy access to filtered water from the slimline in-door water dispenser.	Frost free
Quick chill function	Temperature sensor	More environmentally friendly refrigerant (R600a)	Hidden hinges
Adjustable front rollers	Rear rollers	Egg tray	Door alarm
Service mode with diagnostics feature	FamilySafe™ lockable compartment	LED lighting	Spillsafe™ glass shelves
Fingerprint resistant stainless steel	Fast ice Always have ice with the compact automatic icemaker.		

BENEFITS

Designed to fit a 90cm space with a huge 605L capacity. Designed to fit neatly into an Australian 90cm kitchen cavity. Clever engineering allows it to be installed with minimum gaps on the sides meaning maximum storage for all your fresh produce.

Automatic icemaker means you will always have ice available. There is nothing more refreshing than an icy cold drink on a hot day. With the automatic icemaker you will always have ice available whenever you need it, all stored in a handy extra large drawer.

Healthy continuous fresh water
The Westinghouse French Door Fridge with ice and water helps keep your family healthy and hydrated. With easy access to filtered water from the slimline in-door water dispenser, no one will need to go thirsty again.

Dual FlexFresh™ easy glide crispers
Designed with your comfort in mind, the dual sealed easy glide crisper bins with humidity control open effortlessly and provide easy access even when they're full.

Adjustable storage solutions with FlexStor™

As your family changes and grows, so do the requirements of your fridge. With FlexStor™ you enjoy the convenience of being able to easily change the configuration, whatever your needs. Adjust the height and position of the door bins to fit in large and smaller items and arrange your fridge your way.

FlexSpace™, it's size redefined

With a busy lifestyle and a growing family, you can always do with more space in your fridge. That's why Westinghouse created FlexSpace™, which is designed to maximise storage, flexibility and access to meet your ever-changing needs. Big enough to handle even the biggest grocery shop, you'll be able to fit in all your food and drinks with ease.

Fingerprint resistant stainless steel

Little hands or sticky fingers won't be a problem with easy-clean fingerprint resistant stainless steel.

Spillsafe™ glass shelves

From time to time, accidents happen. And when they do, you want to minimise the extent of the damage. Spillsafe™ shelves can capture up to one litre of liquid, so you can contain the spillage to just one shelf instead of the whole fridge.

Easy glide drawers and specialised compartments

Easy glide freezer bins and fridge crispers give easy access without the effort – even when they're full. Humidity controlled crispers keep fruit and vegetables fresh, while deli drawers help isolate odours. Handy storesafe™ drawers put special items safely out of reach

Endless possibilities with FlexSpace™

Designed to suit your ever-changing needs, the extra spacious French door design delivers a wider fridge capacity with FlexSpace™. Perfect for party platters or lots of fresh food, you'll love having everything at eye level so you can easily check all the contents with just a glance.

Specifications

PRODUCT PROFILE

Domestic warranty details (yrs)	2
Additional domestic warranty for the sealed refrigeration system only (yrs)	3
Refrigerator Type	french door
Exterior door finish	Stainless steel
Handle design	bar handle
Fridge door opening	left and right
Cooling system	frost free
Freezer door opening	drawer
Refrigerant	R600a
Dispenser type	water
Plumbed water supply required	Yes

DIMENSIONS

Total height (mm)	1725
Cabinet height (mm)	1705
Total width (mm)	896
Cabinet width (mm)	890
Total depth (mm)	781
Cabinet depth (mm)	641
Depth door open 90degree (mm)	1105
Air space above cabinet (mm)	30
Food compartment capacity (gross in litres)	411
Total Gross Capacity (L)	605
Food compartment capacity (net in litres)	393
Freezer compartment capacity (gross in litres)	194
Total Net Capacity (L)	506

ENERGY

Energy Star Rating	3.5
--------------------	-----

Energy consumption (KWhr/yr)	440
---------------------------------	-----

FOOD COMPARTMENT

SHELVING

Shelf material	glass
----------------	-------

Type of shelf	spill safe shelf,adjustable shelf
---------------	-----------------------------------

LIGHTING

Feature lighting	blue LED
------------------	----------

Main light	LED
------------	-----

REFRIGERATOR SYSTEM

Controls	electronic (with display)
----------	---------------------------

Controls location	internal
-------------------	----------

Controls type	touch
---------------	-------

Control functions	drink chill alarm,quick freeze function,freezer temp alarm,holiday mode,shopping mode,eco mode
-------------------	--

Door alarm	fridge and freezer
------------	--------------------

CRISPERS

Crisper lid/shelf	glass
-------------------	-------

Crispers Runner system	suspended
------------------------	-----------

Crisper features	humidity controlled,crisper divider
------------------	-------------------------------------

OTHER PROPERTIES

Other Properties-FOOD COMPARTMENT	Shelf bottle rack
-----------------------------------	-------------------

FOOD COMPARTMENT DOOR

BINS

Deep bottle bin	2
-----------------	---

Shallow bin	2
-------------	---

EXTERNAL

Dispenser through door	water
------------------------	-------

FREEZER COMPARTMENT

ICE FACILITY

Ice cube storage bin	1
----------------------	---

Ice Maker	Automatic
-----------	-----------

OTHER PROPERTIES

Half width shallow freezer drawer	1
-----------------------------------	---

SPECIAL COMPARTMENTS

Family Safe lockable compartment	1
----------------------------------	---

OTHER PROPERTIES

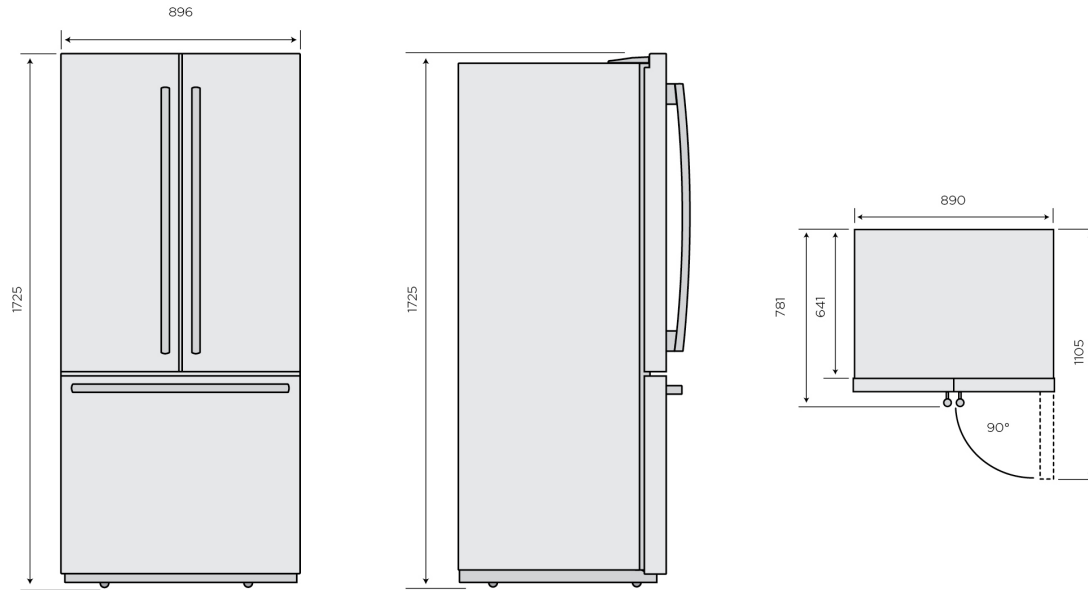
Seals	removable,mould resistant
-------	---------------------------

BASKET/DRAWER

Full width plastic basket	2
---------------------------	---

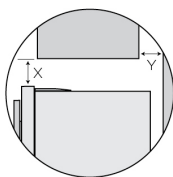
Basket/Drawer runner system	telescopic system
-----------------------------	-------------------

Dimensions

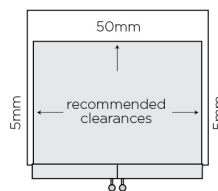


Recommended minimum clearances

Please note: Doors are designed to sit proud of cabinetry (not flush).



Please note: If gap (Y) is not a minimum of 100mm, then gap (X) increases from 30mm to 70mm minimum.



Terms and Conditions

IMPORTANT

This is a guide of product dimensions only. For complete installation instructions, refer to the manual provided with product.

PRODUCT INFORMATION

The descriptors and illustrations in this publication apply to the specific products and models described as at the date of issue. Under our policy of continuous product development, product specifications may change without notice. Prospective purchasers should therefore check with their retailer to ensure this publication correctly describes the products that are being offered for sale. All information supplied is to be used for general reference purposes only and is on the understanding that Electrolux Home Products Pty Ltd (Australia) and Electrolux (NZ) Ltd (New Zealand) will not be liable for any loss, liability or damage of whatever kind arising as a result of reliance on such information. Colours of products illustrated are as close as printing limitations allow. Electrolux will at all times comply with its obligations pursuant to law including Trade Practices (Australian Consumer Law) Act and Regulations.

WARRANTY

This warranty only applies to Appliances purchased and used in Australia or New Zealand and used in normal domestic applications and is in addition to (and does not exclude, restrict, or modify in any way) any non-excludable statutory warranties in Australia or New Zealand. All warranties are subject to the conditions set out in the warranty card accompanying the product when purchased.

ELECTROLUX HOME PRODUCTS AUSTRALIA

telephone: 1300 363 640

fax: 1800 350 067

email: customercare@electrolux.com.au

web: www.electrolux.com.au

ELECTROLUX HOME PRODUCTS NEW ZEALAND

telephone: 09 573 2230

fax: 09 573 2221

email: customercare@electrolux.co.nz

web: www.electrolux.co.nz