




Philips Azur
Steam iron with
SteamGlide soleplate and
Safety auto off

180 g steam boost

40 g/min steam 2400 W



GC4855/22



Designed for perfection

This new Azur comes with an optimal design and weight to maneuver the iron easily over the garment, even into the hard to reach areas. Together with its powerful steam performance it gives you all you need for perfect results.

Easily removes creases

- Continuous steam output up to 40 g/min
- 2400 W for quick heat up
- 180 g steam boost to remove stubborn creases easily

Easy gliding on all fabrics

- SteamGlide soleplate is Philips premium soleplate

Safe ironing

- Appliance switches off automatically when left unattended

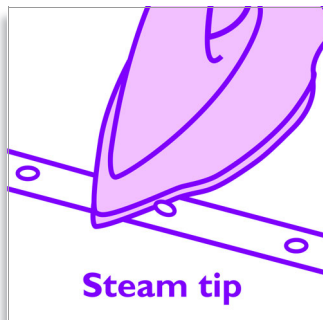
Designed for perfect results

- Optimal design to manoeuvre the iron easily over the garment
- Lightweight to move the iron easily on and off the board
- Steam tip allows you to have steam in hard-to-reach areas
- Sideways opening filling door

PHILIPS
sense and simplicity


Highlights

Steam tip



The unique steam tip combines a particularly pointed front of the soleplate with special elongated steam slots in the tip, to reach right into the smallest and most difficult areas for the best ironing results.

SteamGlide soleplate



SteamGlide soleplate is the best Philips soleplate for your steam iron. It has great scratch resistancy, glides excellent and is easy to clean.

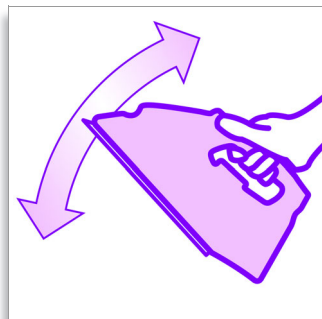
Easy to handle



The Philips steam iron is designed to manoeuvre it easily over the garment and

enabling you to reach easily even the hardest to reach areas.

Lightweight iron



The iron has an optimal weight of 1.6kg making it easy to constantly place the iron on the board and back to its heelrest.

2400 W for quick heat up



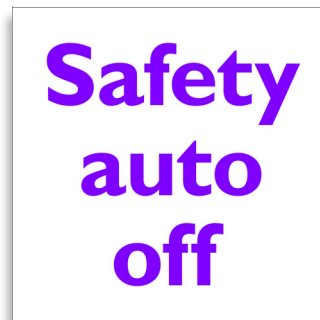
2400 W for quick heat up

Up to 40 g/min of steam



Continuous steam output of up to 40 g/min gives you the perfect amount of steam to efficiently remove all creases.

Safety auto off



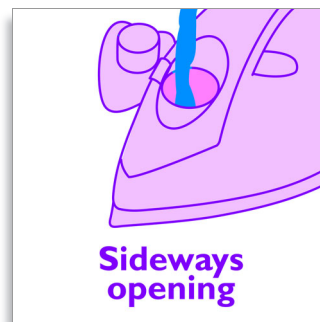
Auto off, switches appliance off automatically when left unattended

Steam boost up to 180 g



Steam boost enables you to easily remove even the most stubborn creases.

Easy filling



Sideways opening filling door

Specifications

Fast & powerful crease removal

- Soleplate: SteamGlide
- Continuous steam output: 40 g/min
- Steam boost: 180 g
- Vertical steam
- Variable steam settings
- Spray
- Steam tip
- Power: 2400 W

Easy to use

- Water tank capacity: 350 ml

- Drip stop
- Safety auto off
- Cord storage: Cord clip
- Power cord length: 2.5 m
- Fast and easy filling

Calc management

- Calc clean solution: Double active calc clean

Technical specifications

- Weight of iron: 1.6 kg
- Voltage: 220 - 240 V



Issue date 2012-10-31

Version: 3.1.1

© 2012 Koninklijke Philips Electronics N.V.
All Rights reserved.

Specifications are subject to change without notice.
Trademarks are the property of Koninklijke Philips
Electronics N.V. or their respective owners.

www.philips.com