

**529L natural stainless steel bottom mount refrigerator featuring a TasteLock Easy-glide crisper, 4.5 star energy efficiency and a mark resistant real stainless steel finish.**

RRP AUS \$2,199.00 AUS \$2,199.00



## Specifications

### PRODUCT PROFILE

Domestic warranty details (yrs)	2
Additional domestic warranty to cover replacement of parts for the sealed refrigeration system (yrs)	3
Refrigerator Type	bottom mount
Exterior door finish	Stainless steel
Handle design	bar handle
Fridge door opening	left and right
Cooling system	frost free
Refrigerant	R600a

### DIMENSIONS

Total height (mm)	1725
Cabinet height (mm)	1705
Total width (mm)	796
Cabinet width (mm)	790
Total depth (mm)	773
Cabinet depth (mm)	641
Depth door open 90degree (mm)	1457
Air space above cabinet (mm)	50
Food compartment capacity (gross in litres)	362
Total Gross Capacity (L)	529
Food compartment capacity (net in litres)	347
Freezer compartment capacity (gross in litres)	167
Total Net Capacity (L)	490

## ENERGY

Energy Star Rating	4.5
Energy consumption (KWhr/yr)	323

## FOOD COMPARTMENT

### DELI-COMPARTMENT

Deli-Compartment Runner system	telescopic
Full width compartment	1

## CRISPERS

Crisper lid/shelf	glass
Crispers Runner system	telescopic
Full width crisper	1

## REFRIGERATOR SYSTEM

Controls	electronic (with display)
Controls location	internal
Controls type	touch
Control functions	drink chill alarm, freezer temp alarm, holiday mode, eco mode, fast ice function, boost mode
Door alarm	fridge

## SHELVING

Shelf material	glass
----------------	-------

## LIGHTING

Main light	LED
------------	-----

Crisper features	automatic humidity control,fully sealed
------------------	---

---

## OTHER PROPERTIES

---

Other Properties-FOOD COMPARTMENT	Deodoriser,Shelf bottle rack,Egg tray
-----------------------------------	---------------------------------------

---

## DAIRY COMPARTMENT

---

Half width, with lid	1
----------------------	---

---

## BASKET

---

Full width plastic basket	2
---------------------------	---

---

Basket Runner system	telescopic
----------------------	------------

---

## FOOD COMPARTMENT DOOR

---

### BINS

---

Deep bottle bin	1
-----------------	---

---

Shallow bin	1
-------------	---

---

## FREEZER COMPARTMENT

---

### ICE FACILITY

---

Twist ice and serve	2
---------------------	---

---

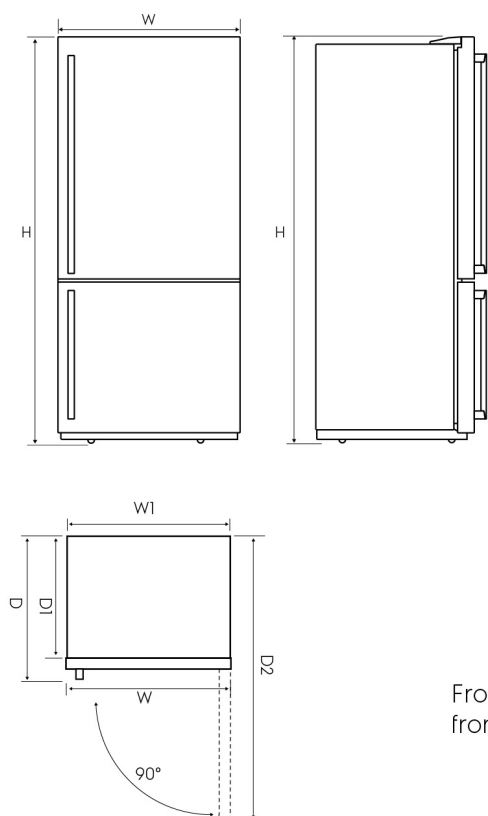
## OTHER PROPERTIES

---

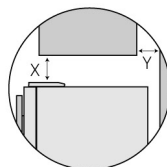
Half width shallow freezer drawer	1
-----------------------------------	---

---

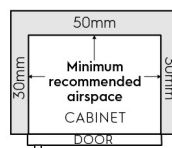
## Dimensions



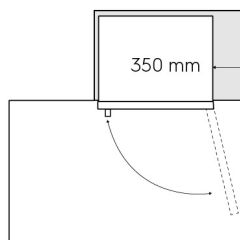
### Minimum Recommended Airspaces



If you have a cupboard above the refrigerator with a rear gap of less than 100mm (Y), recommended minimum clearance at the top of the refrigerator increases from 30mm to 70mm (X).



**Please note:** Doors are designed to sit proud of cabinetry (not flush).



When positioned in a corner area, spacing of at least 400mm on the hinge side will allow the doors to open enough to enable the removal of bins and shelves.

Front face of bench aligned to front corner edge of cabinet.

Bottom Mount Models	Door width (W)	Total depth (D)	Maximum height (H)	Cabinet width (W1)	Cabinet depth (D1)	Depth door open (D2)
EBE5367SB, EBE5307BB, EBE5307SB	796	773	1725	790	641	1457
EBE4507BB, EBE4507SB	699	773	1725	693	641	1360

For connection kit installation instructions go to [electrolux.com.au](http://electrolux.com.au)

**Important!** Please ensure that the access to your kitchen (including doorways, corridors, island benches, etc) allows sufficient clearance to move your fridge into position.

**Please note!** Dimensions to be used as a guide only. All customers MUST refer to the user manual supplied with the product for detailed installation instructions.

## Terms and Conditions

### IMPORTANT

This is a guide of product dimensions only. For complete installation instructions, refer to the manual provided with product.

### PRODUCT INFORMATION

The descriptors and illustrations in this publication apply to the specific products and models described as at the date of issue. Under our policy of continuous product development, product specifications may change without notice. Prospective purchasers should therefore check with their retailer to ensure this publication correctly describes the products that are being offered for sale. All information supplied is to be used for general reference purposes only and is on the understanding that Electrolux Home Products Pty Ltd (Australia) and Electrolux (NZ) Ltd (New Zealand) will not be liable for any loss, liability or damage of whatever kind arising as a result of reliance on such information. Colours of products illustrated are as close as printing limitations allow. Electrolux will at all times comply with its obligations pursuant to law including Trade Practices (Australian Consumer Law) Act and Regulations.

### WARRANTY

This warranty only applies to Appliances purchased and used in Australia or New Zealand and used in normal domestic applications and is in addition to (and does not exclude, restrict, or modify in any way) any non-excludable statutory warranties in Australia or New Zealand. All warranties are subject to the conditions set out in the warranty card accompanying the product when purchased.

#### ELECTROLUX HOME PRODUCTS AUSTRALIA

telephone: 1300 363 640

fax: 1800 350 067

email: [customercare@electrolux.com.au](mailto:customercare@electrolux.com.au)

web: [www.electrolux.com.au](http://www.electrolux.com.au)

#### ELECTROLUX HOME PRODUCTS NEW ZEALAND

telephone: 09 573 2230

fax: 09 573 2221

email: [customercare@electrolux.co.nz](mailto:customercare@electrolux.co.nz)

web: [www.electrolux.co.nz](http://www.electrolux.co.nz)