

90CM FLUSHLINE GAS COOKTOP

WITH TEPANYAKI PLATE

XLP90FDT



MADE
IN ITALY



24 MONTH
WARRANTY



90CM
WIDE



HAND
MADE



BRASS
BURNER



WOK
BURNER



FLAME
FAILURE



INTEGRATED
IGNITION



SEMI-FLUSH
TOP



With ILVE Gas Cooktops, you can simmer at the lowest temperatures that your recipe calls for or go to searing heat instantly. With precision heat you'll have perfect cooking control. Cleaning is easy! There are fewer food trapping cracks and crevices allowing for easy wipe maintenance. The trivets, burner caps and supports are removable and easily cleaned either in a dishwasher or by hand.

A stainless steel finish ensures this cooktop will co-ordinate beautifully with the design of other ILVE appliances. ILVE have maintained their core values as a family owned business and continue to manufacture appliances that represent the most pure thing in a family – dinner time! The kitchen is, and should always be, a place in a time where the family meets and shares.



Standard Option - Cooktop Colour



Stainless Steel



90CM FLUSHLINE GAS COOKTOP WITH TEPANYAKI PLATE

XLP90FDT



90CM FLUSHLINE GAS COOKTOP WITH TEPANYAKI PLATE

FINISH

- Stainless Steel

FEATURES

- Large cooking surface with spacious burner layout
- Front right side control panel
- Cast iron heavy duty trivets and burner caps finished in matt black
- Precision burner controls each with position
- AS304 stainless steel construction
- 75% hand built
- Deep recessed spill trays
- Easy clean single piece sealed hob
- Available in stainless steel only
- Easy in-bench serviceability

SAFETY

- Flame failure device fitted to each burner
- Automatic electronic ignition



BURNERS

- Triple ring all purpose brass wok burner
- Larger Tepanyaki Hot plate (1.8cm thick plate of stainless steel)
- Easy clean removable trivets and burners

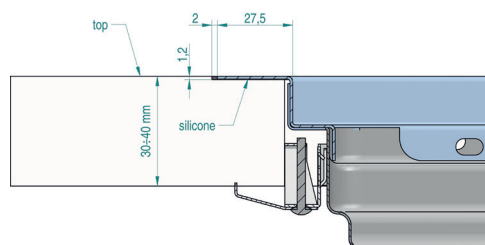
TECHNICAL INFORMATION

- Power requirement: 10 AMP
- Total electrical load: 0.6 kW
- Total gas consumption: 52.7 MJ/h

** Please note: If you are installing this product with routed edges, we recommend you ONLY ever use the actual product as a guide



** Please note: If you are installing this product with routed edges, we recommend you ONLY ever use the actual product as a guide



NB: drawings are not to scale — they are to be used as a guide only



Cooktop
EAN code: (XLP90FDT)
Product Size: 900W x 600D mm
Cutout Size: 870W x 568D mm

FOLLOW US:



/ilve_appliances/



/ILVEappliances



/ILVE_appliances



/ILVEappliances

Australia National Telephone Number 1300 MYILVE (694 583) New Zealand Telephone Number 0508 458 369
ILVE showrooms are open daily from 9am-5pm and Saturdays 10am-4pm

Page 2/2
11122020

ilve.com.au

NSW & ACT (Head Office)

48-50 Moore Street
Leichhardt
F 02 8569 4699

QLD

1/42 Cavendish Road
Coorparoo
F 07 3397 0850

WA & NT

Unit 10/55 Howe Street
Osborne Park
F 08 9201 9188

New Zealand

PO Box 11.160
Sockburn Christchurch
F 03 344 5906

DISCLAIMER
Eurolinx PTY LTD, trading as ILVE Appliances, is continually seeking ways to improve the design specifications, aesthetics and production techniques of its products. As a result alterations to our products and designs take place continually. Whilst every effort is made to produce information and literature that is up to date, this brochure should not be regarded as an infallible guide to the current specifications, nor does it constitute an offer for the sale of any particular product. Product dimensions indicated in our literature is indicative only. Actual product only should be used to define dimension cutouts. Distributors, and retailers are not agents of ILVE Appliances and are not authorized to bind ILVE Appliances by any express or implied undertaking or representation.