

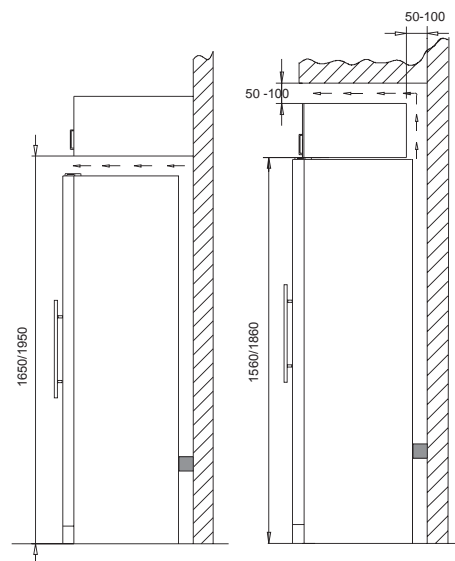
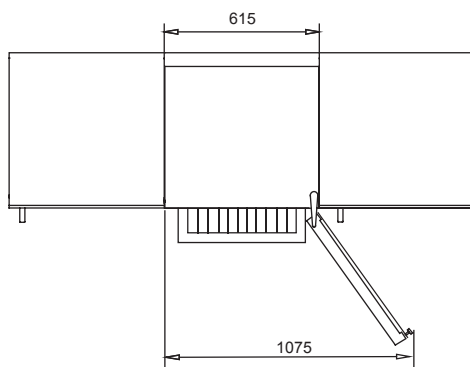
INSTALLATION INSTRUCTIONS

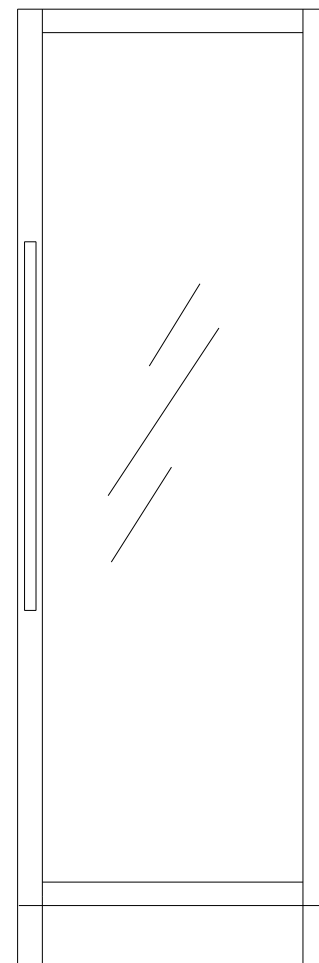
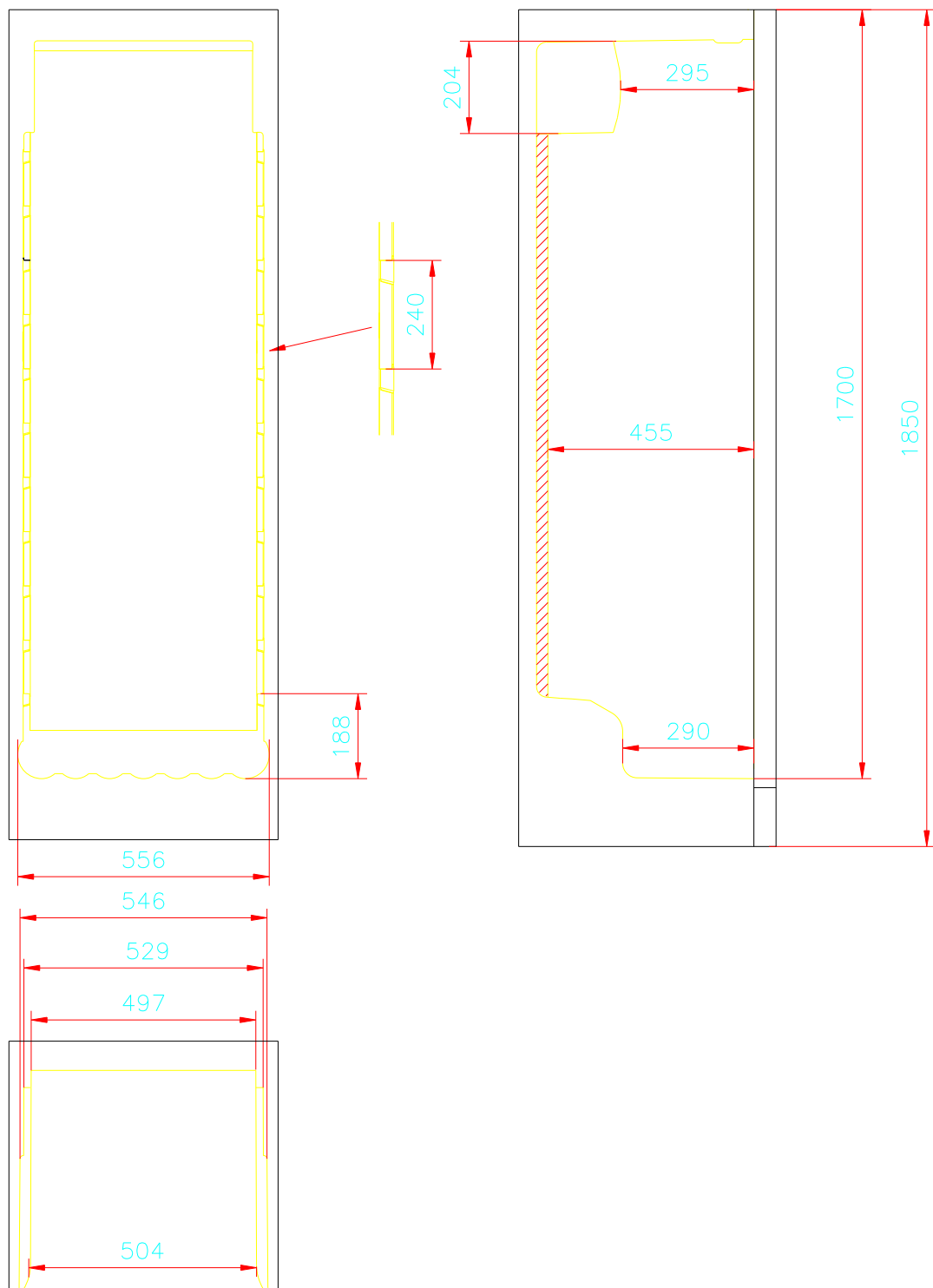
1. Cabinet dimensions:

VI90	height	1850mm - 1880mm (30mm adjustable feet)
	width	595mm
	depth	600mm (tube handle protrudes 45mm beyond this)

- Please note that a minimum cut out of 615mm is required to facilitate installation, removal and servicing.
- This cabinet requires 10mm clearance on both sides and on top, 50 - 100mm clearance at the rear. If a cupboard is to be placed above the wine cabinet, it must be stood off the wall 50 - 100mm to allow any heat generated by the cabinet to dissipate. See diagram for clarification.
- Where possible the powerpoint should be offset for easy access. This is not imperative but is advised where the opportunity exists.
- The power cord is 2.5m in length and is fixed on the right hand side at the back of the cabinet when looking from front.

* It is advised to use a power surge protector in case of electricity supply fault.





VKG 861

Height : 1850
 Width : 595
 Depth : 595
 Incl. handle : 665
 Incl. open door : 1180
 Shelf of wood : 6 psc.