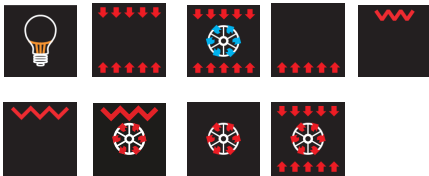
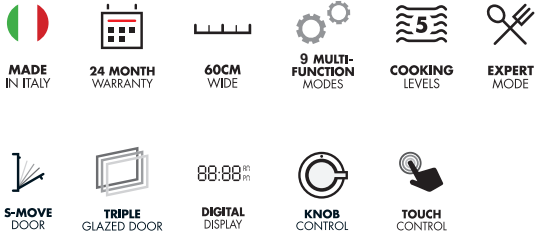


# 60CM BUILT-IN ELECTRIC OVEN

600SKMPI



ILVE's new 600 Series compact ovens are the culmination of 2 years of research and development to bring Australian homes a oven that has the technology, sophistication and appearance that embodies the ILVE brand whilst having many functional advantages over its competitors.

The new size of the cooking cavity provides more cooking space and maximises the full internal size of the oven.

Our new ULTRA-Clean, nickel-free enamel interior reduces the toxicity of materials in contact with foods and is easy to clean. Another new feature is the S-MOVE soft-closing door allows you to gently close the oven door with a simple push, preventing door impact; without using your hands, which are free to perform other tasks. Standard in the oven are Telescopic racks and are totally removable making the use of the ovens baking trays and general cooking in the oven easy and effortless. The Full size inner door glass provides a panoramic view from the outside of the oven door of what is inside the oven, its fill width also enables easy cleaning with no crevices for food scraps and residue to get trapped.



S-move soft & gentle closing door hinges



Laser etched cooking modes on control panel with symbol & words

## Standard Option - Oven Colour



Stainless Steel

## 600SKMPI BUILT-IN ELECTRIC OVEN

## FEATURES

- S-move soft & gentle closing door hinges
- PANA-view full-glass oven door and inner glass
- Dark / black tinted glass on door exterior
- Laser etched cooking modes on control panel with symbol & words
- Closed door grilling
- Precision thermostat control: 0°C–250°C
- Knob control and touch-control timer

## SAFETY

- Safe touch BIO-safe tripe glazed glass door

## FUNCTIONS

- Select 9 multifunctional expert modes - Light, convection, fan assisted, bottom, half grill, grill, fan grill, fan forced & pizza

## CLEANING

- Removable oven door and inner door glass

## CAPACITY & INTERIOR

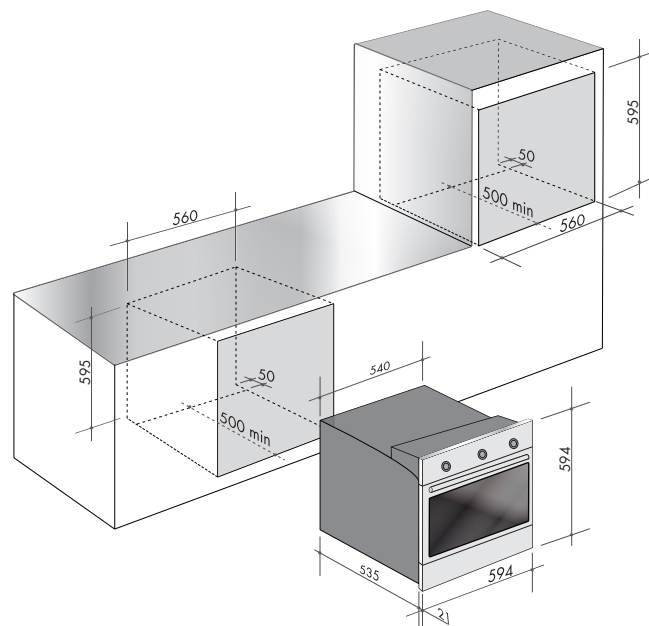
- 66 litre oven capacity
- ULTRA-Clean smooth cavity
- 5 cooking levels

## ACCESSORIES

- Standard with 1 x set of telescopic runners - with 75% extraction
- 2 x Oven racks & 1 x Grill pan (baking dish) set

## TECHNICAL INFORMATION

- Total electrical load: 3.5kW/h



NB: drawings are not to scale —  
they are to be used as a guide only

**FOLLOW US:**



/ilve\_appliances/



/ILVEappliances



```
/ILVE_appliances
```



/ILVEappliances

Page 2/2  
12012021

Australia National Telephone Number 1300 MYILVE (694 583) New Zealand Telephone Number 0508 458 369  
ILVE showrooms are open daily from 9am-5pm and Saturdays 10am-4pm

ilve.com.au

## NSW &amp; ACT (Head Office)

48-50 Moore Street  
Leichhardt  
F 02 8569 4699

## QLD

1/42 Cavendish Road  
Coorparoo  
F 07 3397 0850

**WA & NT**

Unit 10/55 Howe Street  
Osborne Park  
F 08 9201 9188

## New Zealand

PO Box 11.160  
Sockburn Christchurch  
F 03 344 5906

## DISCLAIMER

Eurolinx PTY LTD, trading as ILVE Appliances, is continually seeking ways to improve the design specifications, aesthetics and production techniques of its products. As a result alterations to our products and designs take place continually. Whilst every effort is made to produce information and literature that is up to date, this brochure should not be regarded as an infallible guide to the current specifications, nor does it constitute an offer for the sale of any particular product. Product dimensions indicated in our literature is indicative only. Actual product only should be used to define dimension cutouts. Distributors, and retailers are not agents of ILVE Appliances and are not authorized to bind ILVE Appliances by any express or implied undertaking or representation.