



LG Dishwashers

Featuring **QuadWash**® Cleaning Technology



LG Dishwashers

Featuring QuadWash® Cleaning Technology



QuadWash®

QuadWash® is the latest innovation in dishwasher cleaning technology from LG. Featuring a bottom mount spray arm mechanism with four rotating blades, two of which incorporate an oscillating nozzle to deliver jets of water at multiple angles.

The oscillating nozzles located at the end of the arms swing back and forth while the blade spins to increase water spray coverage compared to conventional wash arms with fixed nozzles.



Inverter Direct Drive Motor

The Inverter Direct Drive motor is at the heart of the LG dishwasher. It comes with a 10 year parts warranty* and delivers reliable, efficient and quiet operation. Thanks to the Dual Zone wash function, LG dishwashers are able to clean the middle rack and bottom rack separately meaning a wide variety of cutlery and crockery can be handled in a single wash.

*2 Years parts and labour + 8 years on Inverter Direct Drive Motor (parts only)

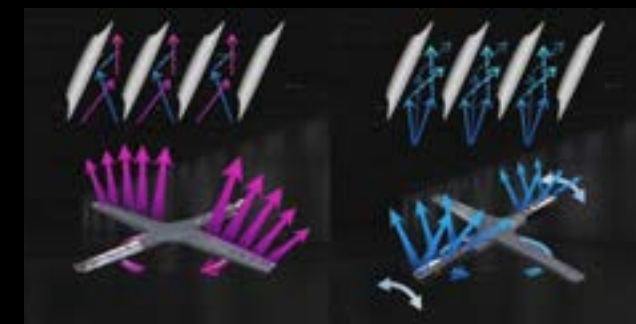


EasyRack® Plus

EasyRack® Plus delivers the versatility to load a variety of dishes and wash items in a range of shapes and sizes. The layout includes a height adjustable middle rack and foldable tines to make the most of the available space.

Clean from Multiple Angles

QuadWash®



Bi-directional Rotation

Ocillating Movement

Non-multi motion wash arm

Conventional wash arms have two blades that rotate in a single direction.

VS

Multi-Motion wash arms

The Quadwash arm has 4 blades, and spins both clockwise and anti-clockwise while the two ocillating spray nozzles deliver water into more nooks and crannies.



59 MINUTE TURBO CYCLE

Select the Turbo cycle to clean dishes and cutlery in only 59 minutes* and get them dry with the Extra Dry** option.

* Maximum load for Turbo cycle is 10 place settings

** Extra Dry Times

- XD3 models : 36min.

- XD4/XD5 models : 41min

THOROUGH CLEANING


With four blades on the bottom spray mechanism, two of these with Multi-Motion spray nozzles the QuadWash® design increases water coverage for a more thorough clean.



Smart and
Less Noise



Inverter Direct Drive Motor



DUAL ZONE WASH

Gently clean your delicate dishes while power-washing dirty pots and pans with the Dual Zone Wash option. This setting varies the water spray intensity delivered to the upper and lower racks to suit the items being washed in each rack.

LESS NOISE

The Inverter Direct Drive motor system reduces friction points so your dishwasher works quietly.



DURABILITY

The LG Inverter Direct Drive motor has a simplified structure for long lasting performance.




EasyRack® Plus

TOP RACK FOR CUTLERY & UTENSILS

The upper rack provides additional space for cutlery and small utensils.

For slightly larger items, you can adjust one side of the rack to increase its depth with the push of a button.



HEIGHT ADJUSTABLE MIDDLE RACK

The height of the middle rack can be adjusted to 3 different positions to accommodate different size wash items.

At the lowest setting an extra 56mm of height is available for taller dishes compared to the top setting.



FOLDING TINES FOR LOADING FLEXIBILITY

The folding tines can be raised or lowered to suit the type and size of items being washed, from any array of plates to a few large pots and pans.

* Type of tine layout varies by model. See specifications for details.



Plates & Bowls



Large Pots

Stunning Minimalism



Innovation for a Smarter, Connected Home



Sleek Design

MICRO LED DISPLAY

The discrete display provides information when needed and while the dishwasher is not running it remains shadowed to maintain a sophisticated appearance.



HIDDEN HANDLE

The recessed handle is hidden in the sleek lines of the front of the dishwasher to maintain an uncluttered overall look but is easy to access when needed.



FINGERTIP CONTROL TOUCH PANEL

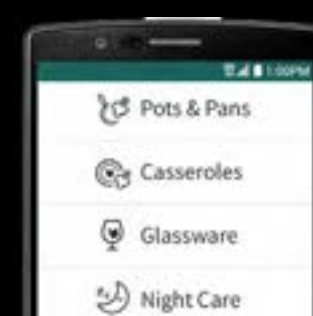
The LG range of dishwashers have no ugly buttons or dials. Simply select the required functions from the easy to operate touch panel controls.



SmartThinQ™

DOWNLOAD NEW WASH CYCLES

With the LG SmartTHINQ™ smartphone app, you can download new wash cycles if you need a customised option such as 'Pots & Pans' or 'Night Care'.



PERSONALISED SETTINGS

Personalise your dishwasher cycles by using the LG Smart THINQ™ app to select different cleaning options.



MACHINE CLEAN REMINDER

Keep your dishwasher fresh by activating the Machine Clean reminder. After every 30 cycles the app indicator will let you know it's time to run the cleaning cycle.



SMART DIAGNOSIS

Troubleshoot issues using a smartphone and the LG Smart THINQ™ app as the dishwasher can "talk for itself" to find a solution to help save time & money on unnecessary call outs.*



*Compatible smartphone required, Android 4.1.2 (JellyBean) or later or iOS 8 or later required for LG Smart ThinQ™ app and Audible Smart Diagnosis feature.



Washing Programs

Auto 50°- 55°C

Senses the amount of wash residue in the water and optimises cleaning for best results.

Turbo 65°C

The Turbo cycle cleans moderately soiled dishes in an hour using slightly more energy and water.

Intensive 75°C

Defaults to the strongest spray intensity and uses it to wash heavily soiled dishes.

Eco 53°C

Washes moderately dirty, everyday loads with less energy and water.

Delicate 45°C

Use this cycle to clean delicate items such as fine china and glassware.

Machine Clean

Cleans the inside of the dishwasher. Use the cycle without dishes in the machine to remove residual dirt and odour.

Express

For lightly soiled dishes, the Express cycle will clean them in just 38 minutes.

Rinse

Gives a quick rinse to dishes that do not need to be washed immediately.

Additional Features

HIGH TEMPERATURE RINSING

With the High Temp function, water temperature in the dishwasher reaches up to 80°C during the rinse cycle to help suppress harmful bacteria such as Salmonella.



AUTO OPEN DOOR*

At the end of the drying cycle, the door is opened automatically so that the moist air inside is released.

*Available on XD3 models only.



Options

Dual Zone

Sets the spray intensity to soft for the upper spray arm and strong for the lower spray arm.

Half Load

For small loads, use just the upper or lower rack to save energy and time.

Energy Saver

Saves energy by reducing the wash and rinse temperatures.

High Temp

Raises the main wash temperature and rinse temperature to improve cleaning.

Extra Dry

Raises the water rinse temperature for better drying performance and adds 10 minutes of drying time.



Delay Start

Delays the start of a selected cycle from 1 to 12 hours, in one-hour increments.

Control Lock

Helps prevent settings from being changed during its operation.

Product Specifications



Installation Type		Free Standing	Free Standing	Free Standing	Free Standing	Free Standing
Model name		XD3A15BS	XD3A15NS	XD4B14PS	XD5B14PS	XD5B14WH
Type	Capacity (place setting)	15	15	14	14	14
Design	Panel type	Top Control	Top Control	Front Control	Front Control	Front Control
	Button type	Touch	Touch	Touch	Touch	Touch
	Display type	LED	LED	LED	LED	LED
Key Feature	Inner tub material	Stainless Steel	Stainless Steel	Stainless Steel	Stainless Steel	Stainless Steel
	Inverter Direct Drive Motor	✓	✓	✓	✓	✓
	QuadWash™	✓	✓	✓	✓	✓
	Smart Rack+™	Premium	Premium	Premium	Standard	Standard
	Upper rack adjustment	Two thirds	Two thirds	Two thirds	One thirds	One thirds
	Lower rack adjustment	Smart+Normal Tines	Smart+Normal Tines	Smart+Normal Tines	Normal+Fixed Tines	Normal+Fixed Tines
	Height adjustable middle rack	3 settings	3 settings	3 settings	3 settings	3 settings
	Dish height in upper rack	165-215mm	165-215mm	215-265mm	215-265mm	215-265mm
	Dish height in lower rack	250-300mm	250-300mm	250-300mm	250-300mm	250-300mm
	Cutlery baskets	X	X	✓	✓	✓
Smart THINQ™	Height adjustable cutlery rack	✓	✓	X	X	X
	Wi-Fi	✓	✓	✓	X	X
	NFC	X	X	X	✓	✓
Noise / Efficiency	Noise level PWL (dBA)	41	41	44	44	44
	Energy rating*	4.0 ★	4.0 ★	4.0 ★	4.0 ★	4.0 ★
	Water rating*	5.5 ★	5.5 ★	5.0 ★	5.0 ★	5.0 ★
Program	Number of wash programs	8	8	8	8	8
	Auto	✓	✓	✓	✓	✓
	Intensive	✓	✓	✓	✓	✓
	Delicate	✓	✓	✓	✓	✓
	Eco	✓	✓	✓	✓	✓
	Turbo	✓	✓	✓	✓	✓
	Download Cycle	✓	✓	✓	✓	✓
	Machine Clean	✓	✓	✓	✓	✓
	Rinse	✓	✓	✓	✓	✓
	Express	✓	✓	✓	✓	✓
Option	Number of wash options	6	6	6	6	6
	Dual zone	✓	✓	✓	✓	✓
	Half Load	✓	✓	✓	✓	✓
	Energy Saver	✓	✓	✓	✓	✓
	High temp	✓	✓	✓	✓	✓
	Extra Dry	✓	✓	✓	✓	✓
	Delay Start	Up to 12 hours	Up to 12 hours	Up to 12 hours	Up to 12 hours	Up to 12 hours
	Control Lock	✓	✓	✓	✓	✓
Technical Specification	Dimensions (W x D x H)	600mm x 600mm x 850mm	600mm x 600mm x 850mm	600mm x 600mm x 850mm	600mm x 600mm x 850mm	600mm x 600mm x 850mm
	Dimensions with packing (W x D x H)	690mm x 664mm x 890mm	690mm x 664mm x 890mm	690mm x 664mm x 890mm	690mm x 664mm x 890mm	690mm x 664mm x 890mm
	Net weight (kg)	50	50	47	47	47
	Weight with packing (kg)	54	54	51	51	51
	Adjustable leg (mm)	30mm	30mm	30mm	30mm	30mm
	Power supply (Voltage)	220-240	220-240	220-240	220-240	220-240
	Power consumption (Watt)	1700	1700	1700	1700	1700
	Frequency (Hz)	50	50	50	50	50
	Required height of cupboard (mm)	820 ~ 870	820 ~ 870	820 ~ 870	820 ~ 870	820 ~ 870
Additional	Water softener	✓	✓	✓	✓	✓
	Number of spray arms	3 (Top, Upper, Lower)	3 (Top, Upper, Lower)	3 (Top, Upper, Lower)	3 (Top, Upper, Lower)	3 (Top, Upper, Lower)
	Vario washing system	Vario Plus	Vario Plus	Vario Plus	Vario Plus	Vario Plus
	Aqua-Stop	✓	✓	✓	✓	✓
	Auto Open Door	✓	✓	X	X	X
	Process indicator	✓	✓	X	X	X

* In Eco and Energy Saver mode.