



COMMERCIAL DESIGN GUARANTEED PERFORMANCE

4 Slice Toaster - TA9400

2 Slice Toaster - TA9200

Instruction Booklet

Please read these instructions carefully and retain for future reference



Contents

Sunbeam's Safety Precautions	1
Congratulations	2
Features of your Toaster	3
Using your Toaster	7
Care and Cleaning	8
Replaceable Elements	8

Important instructions – retain for future use.

تأكد من تفهم احتياطات السلامة المذكورة اعلاه

請務必理解上述的安全預防措施。

Assurez-vous que les précautions ci-dessus relatives à la sécurité sont bien comprises

Versichern Sie sich daß die obenstehenden Sicherheitsmaßnahmen Verstanden werden

Βεβαιώστε πως οι παραπάνω προφυλάξεις ασφαλείας γίνονται κατανοητές

Pastikan bahwa tindakan-tindakan keselamatan seperti di atas dimengerti anda

Accertatevi che le suddette norme di sicurezza siano comprese a dovere

上記の注意事項をよくお読みになり、安全を御確認ください

Уверете се дека погоре споменатите мерки на претпазливост се добро разбрани

Asegúrese de que las precauciones de seguridad precedentes sean bien comprendidas

کاری بکنید کہ احتیاطهای بالا حتماً درک بشوند

ต้องแน่ใจว่า ข้อควรระวังเรื่องความปลอดภัยข้างต้น เป็นที่เข้าใจกันดี

Yukarda belirtilen güvenlik önlemlerinin anlaşıldığından emin olunuz

Xin kiểm chắc rằng những biện pháp làm an toàn kể trên được hiểu rõ

Congratulations

Congratulations on the purchase of your Sunbeam Café Series Toaster.

The Sunbeam Café Series™ delivers quality, style and superior performance capturing the essence of the commercial kitchen.

Inspired by heavy-duty equipment found in restaurants, cafés and bars, the Café Series™ is built to last. It brings together a range of appliances designed to expertly create authentic café food and beverages at home.

Uncompromising blends of stainless steel, glass and die-cast alloy characterise the range. Advanced technology and functional design guarantee the performance of each product will exceed expectations.

Wake up every morning knowing that you can create the perfect breakfast. With a sleek modern design and technological advancements this toaster is the ultimate kitchen companion. Breakfast has never tasted this good before.

With a unique crumpet feature, electronic browning control and automatic self-centring slots for thin and thick bread, your toast will be perfect every time.

Sunbeam's Safety Precautions

SAFETY PRECAUTIONS FOR YOUR SUNBEAM CAFE TOASTER.

- Do not place any objects such as toast, bread or similar on top of your toaster when in use.
- Operate the toaster on a flat level surface.
- Use your toaster well away from walls, curtains or other combustible materials.
- Do not leave your toaster unattended when in use.
- Clean crumb tray regularly.

Sunbeam is very safety conscious when designing and manufacturing consumer products, but it is essential that the product user also exercise care when using an electrical appliance. Listed below are precautions which are essential for the safe use of an electrical appliance:

- Read carefully and save all the instructions provided with an appliance.
- Always turn the power off at the power outlet before you insert or remove a plug. Remove by grasping the plug - do not pull on the cord.
- Turn the power off and remove the plug when the appliance is not in use and before cleaning.
- Do not use your appliance with an extension cord unless this cord has been checked and tested by a qualified technician or service person.
- Always use your appliance from a power outlet of the voltage (A.C. only) marked on the appliance.
- This appliance is not intended for use by persons (including children) with reduced physical, sensory or mental capabilities, or lack of experience and knowledge, unless they have been given supervision or instruction concerning use of the appliance by a person responsible for their safety.
- Children should be supervised to ensure that they do not play with the appliance.
- The temperature of accessible surfaces may be high when the appliance is operating.

- Do not allow crumbs to accumulate in the crumb tray.
- Do not toast stale bread, rice crackers or similar, on high settings as they may catch fire.
- **WARNING:** Never attempt to extract jammed toast, crumpets or muffins with a knife or any other object, as contact with live element may cause electrocution.

- Never leave an appliance unattended while in use.
- Do not use an appliance for any purpose other than its intended use.
- Do not place an appliance on or near a hot gas flame, electric element or on a heated oven.
- Do not place on top of any other appliance.
- Do not let the power cord of an appliance hang over the edge of a table or bench top or touch any hot surface.
- Do not operate any electrical appliance with a damaged cord or after the appliance has been damaged in any manner. If damage is suspected, return the appliance to the nearest Sunbeam Appointed Service Centre for examination, repair or adjustment.
- For additional protection, Sunbeam recommend the use of a residual current device (RCD) with a tripping current not exceeding 30mA in the electrical circuit supplying power to your appliances.
- Do not immerse the appliance in water or any other liquid unless recommended.
- Appliances are not intended to be operated by means of an external timer or separate remote control system.
- This appliance is intended to be used in household and similar applications such as: staff kitchen areas in shops, offices and other working environments; farm houses; by clients in hotels, motels and other residential type environments; bed and breakfast type environments.

If you have any concerns regarding the performance and use of your appliance, please visit www.sunbeam.com.au or contact the Sunbeam Consumer Service Line.

Ensure the above safety precautions are understood.

Features of your Sunbeam Café Series™ 4 slice toaster

Extra wide & deep bread slots

Enables you to toast a large variety of breads – regardless of thickness.

Self-centring bread slots


Whether you are toasting thick or thin bread, your bread will always be held in the centre of the slot to ensure even toasting.

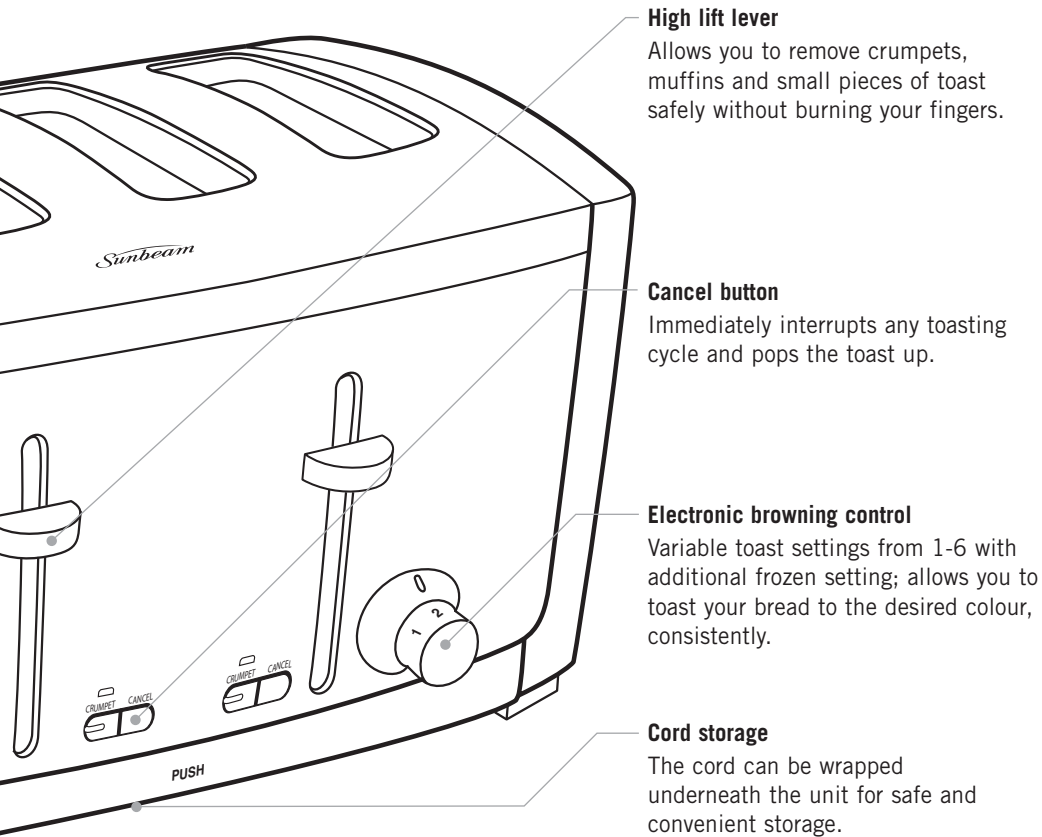
Crumpet setting

This cooks crumpets to perfection. Specifically designed crumpet feature emits extra heat from the centre element, to cook the top of your crumpet perfectly, without burning the bottom. See page 7 for more information.

Removable crumb tray

Push to release the large crumb tray from underneath your toaster for easy cleaning.





Features of your Sunbeam Café Series™ 2 slice toaster

Extra wide & deep bread slots


Enables you to toast a large variety of breads – regardless of thickness.

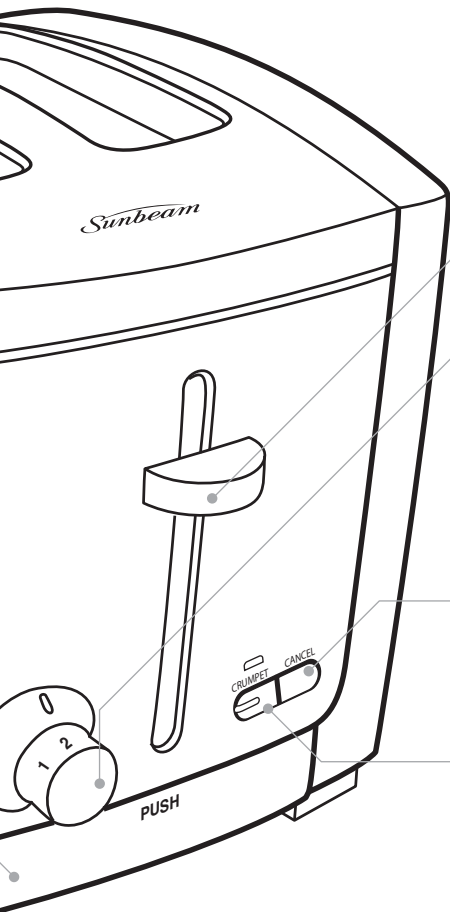
Self-centring bread slots

Whether you are toasting thick or thin bread, your bread will always be held in the centre of the slot to ensure even toasting.

Removable crumb tray

Push to release the large crumb tray from underneath your toaster for easy cleaning.





High lift lever

Allows you to remove crumpets, muffins and small pieces of toast safely without burning your fingers.

Electronic browning control

Variable toast settings from 1-6 with additional frozen setting; allows you to toast your bread to the desired colour, consistently.

Cancel button

Immediately interrupts any toasting cycle and pops the toast up.

Crumpet setting

This cooks crumpets to perfection. Specifically designed crumpet feature emits extra heat from the centre element, to cook the top of your crumpet perfectly, without burning the bottom.

See page 7 for more information.

Using your Sunbeam Café Series™ Toaster

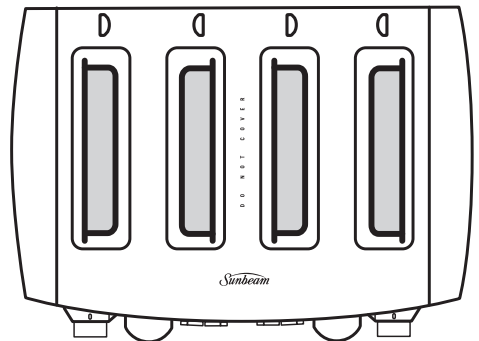
Plug the toaster into a 230-240 volt AC power outlet and switch the power on.

Toasting Bread

1. Position the bread into the bread slot.
2. Select the desired colour setting on the Electronic Browning Control.
3. Push the toasting lever down to commence the toasting cycle.
4. When the colour setting is achieved, the toaster will automatically turn off and slide the toast up. If you need to remove the toast before the cycle is complete, then press the Cancel button. The Cancel button will immediately interrupt the toasting cycle and slide the toast up.
5. To remove small pieces of bread such as bagels, crumpets or muffins use the High Lift Lever to lift the toast above the starting position. This will prevent burning your fingers as you remove the toast.
Important: Do not toast stale bread, rice crackers or similar on a high setting as they may catch fire.

Toasting Crumpets

1. Position the crumpets facing inwards, as per illustration.



2. Select the desired colour setting on the Electronic Browning Control.
3. Push the toasting lever down to commence the cycle.
4. Then push the crumpet lever down to commence the cycle.
5. To remove crumpet use the high lift lever to lift the crumpet above the starting position. This will prevent burning your finger as you remove the crumpet.

Care and cleaning

Always turn the power OFF and remove the plug from the power outlet after use and before cleaning your toaster.

To clean the exterior.

Wipe exterior with a slightly dampened cloth and polish with a soft dry cloth.

Do not use metal scourers or abrasives as this may scratch the exterior surface.

Removable Crumb Tray.

To remove the crumbs, simply push and slide out the tray, empty and place it back in the toaster. Clean the crumb tray regularly. Do not allow crumbs to accumulate, as this may cause a potential fire hazard.

To clean the toaster interior.

Clean inside the toaster regularly. To do this, unplug the appliance, turn it upside down over the sink and gently shake all the crumbs out.

Replaceable elements

Your toaster features elements that can be replaced should one of them fail during the life of the appliance.

Elements can only be replaced by an authorised Sunbeam Service Centre, which are detailed on the separate guarantee card.

Notes

Notes



COMMERCIAL DESIGN GUARANTEED PERFORMANCE



The Sunbeam 5 Year Element Guarantee

Sunbeam has built its reputation on manufacturing quality electrical appliances. Our Cafe Series® Toasters (TA9200, TA9400) are constructed from the highest quality materials. So much so, we guarantee our Toaster element for five (5) years against faulty materials or manufacture. This guarantee is just another expression of our confidence in the way we make appliances at Sunbeam. In order to be eligible for this guarantee, you must retain your receipt as proof of purchase.

Your Cafe Series® Toasters (TA9200, TA9400) are covered for the first year against faulty material or manufacture by the Sunbeam 12 Month Replacement Guarantee. Should you experience any difficulties with your appliance within this 12 Month period, please phone our customer service line for advice on 1300 881 861 in Australia, or 0800 786 232 in New Zealand.

The Sunbeam (5) five year element guarantee begins from date of purchase and extends for four years beyond the 12 Month Replacement Guarantee. It covers only the element, guaranteeing it against faulty materials or manufacture. It does not cover damage caused by accident, misuse or being used in a manner not in accordance with the Instruction Book. Similarly, this element guarantee does not cover freight or any other costs incurred in making a claim.

If a fault should develop with the element after the period covered by the 12 Month Replacement Guarantee, please call Sunbeam Customer Service on the number listed below or send a written claim to Sunbeam at the address listed below. On receipt of your claim, Sunbeam will advise you on how to obtain a replacement element if your element is defective. Alternatively, you can return the Cafe Series® Toasters (TA9200, TA9400) to any of Sunbeam's authorised service centres, together with your receipt. The service centre will examine the element and if it is faulty or defective, the element will be replaced free of charge.

For a complete list of Sunbeam's authorised service centres visit our website or call:

Sunbeam Corporation Ltd. Australia

www.sunbeam.com.au
1300 881 861
Units 5 & 6, 13 Lord Street
Botany NSW 2019 Australia

Sunbeam Corporation Ltd. New Zealand

www.sunbeam.co.nz
0800 786 232
26 Vestey Drive, Mt Wellington
Auckland, New Zealand

The benefits given to you by this guarantee are in addition to your other rights and remedies under any laws which relate to the appliance.

Our goods come with guarantees that cannot be excluded under the Australian Consumer Law and under the New Zealand Consumer Guarantees Act. In Australia you are entitled to a replacement or refund for a major failure and for compensation for any other reasonably foreseeable loss or damage. You are also entitled to have the goods repaired or replaced if the goods fail to be of acceptable quality and the failure does not amount to a major failure.

IMPORTANT NOTE

Sunbeam agrees to replace the element in the event of the element developing a fault or defect, within the four years after the 12 Month Replacement Guarantee.

As your Cafe Series® Toasters (TA9200, TA9400) needs to be assessed at a Sunbeam authorised service centre, it will not be accepted through retail stores.

If using the Cafe Series® Toasters (TA9200, TA9400) for commercial use this element guarantee is limited to 12 months from the date of purchase.



COMMERCIAL DESIGN GUARANTEED PERFORMANCE

12 Month Replacement Guarantee

In the unlikely event that this appliance develops any malfunction within 12 months of purchase (3 months commercial use) due to faulty materials or manufacture, we will replace it for you free of charge.

Should you experience any difficulties with your appliance, please phone our customer service line for advice on 1300 881 861 in Australia, or 0800 786 232 in New Zealand. Alternatively, you can send a written claim to Sunbeam at the address listed below. On receipt of your claim, Sunbeam will seek to resolve your difficulties or, if the appliance is defective, advise you on how to obtain a replacement or refund.

Your Sunbeam 12 Month Replacement Guarantee naturally does not cover misuse or negligent handling and normal wear and tear.

Similarly your 12 Month Replacement Guarantee does not cover freight or any other costs incurred in making a claim. Please retain your receipt as proof of purchase.

The benefits given to you by this guarantee are in addition to your other rights and remedies under any laws which relate to the appliance.

Our goods come with guarantees that cannot be excluded under the Australian Consumer Law and under the New Zealand Consumer Guarantees Act.

In Australia you are entitled to a replacement or refund for a major failure and for compensation for any other reasonably foreseeable loss or damage. You are also entitled to have the goods repaired or replaced if the goods fail to be of acceptable quality and the failure does not amount to a major failure.

Should your appliance require repair or service *after* the guarantee period, contact your nearest Sunbeam service centre.

For a complete list of Sunbeam's authorised service centres visit our website or call:

Australia

www.sunbeam.com.au

1300 881 861

Units 5 & 6, 13 Lord Street
Botany NSW 2019 Australia

New Zealand

www.sunbeam.co.nz

0800 786 232

26 Vestey Drive, Mt Wellington
Auckland, New Zealand



COMMERCIAL DESIGN GUARANTEED PERFORMANCE

Need help with your appliance?

Contact our customer service team or visit our website for information and tips on getting the most from your appliance.

In Australia

Visit www.sunbeam.com.au

Or call 1300 881 861

In New Zealand

Visit www.sunbeam.co.nz

Or call 0800 786 232

Sunbeam is a registered trademark.

'Cafe Series' logo and words are registered trademarks of Sunbeam Corporation.

Made in China. Designed and engineered in Australia.
Due to minor changes in design or otherwise, the product may differ from the one shown in this leaflet.

Backed by Sunbeam's 12 Month Replacement Guarantee and National Service Network.

© Copyright. SUNBEAM CORPORATION LIMITED 2009.

ABN 45 000 006 771

Sunbeam Corporation is a division of GUD Holdings Ltd.