

Series 6, integrated rangehood, 52 cm, Black DLN56AC60A



The undermount rangehood offers you flexibility in your kitchen planning, all with sleek styling and excellent performance – now in a brand new black colour, matching modern kitchens with Induction, Ceramic, and black-glass Gas Cooktops.

- **Seamless integration:** thanks to near flush installation, the canopy rangehood is almost invisible in upper cabinets.
- **LED Illumination:** The energy-saving lighting provides a clear and bright illumination for the hob area.
- **Push button control:** effortless hood operation with real push buttons.
- **Metal Grease Filter:** cleans the air, captures grease, easy monthly clean-up.
- **Intensive speed setting with reset:** automatically resets the hood to normal speed setting

DHZ5316	Standard odor filter (replacement)
DHZ5605	Standard recirculation kit
DWZ0IT0P0	Long Life odor filter (replacement)
DWZ1IT1D1	Long Life recirculation kit external
DWZ1IX1B6	Clean Air Plus odor filter (replacement)
DWZ1IX1C6	Clean Air Plus recirc. kit external

Typology: Built-in/Built-under
 Length electrical supply cord: 150.0 cm
 Required niche size for installation (HxWxD): ... 345mm x 496.0mm x 264mm mm
 Minimum distance above an electric cooktop: 600 mm
 Minimum distance above a gas cooktop: 650 mm
 Net weight: 7.6 kg
 Type of control: Electronic
 Number of power settings: 3-stages + intensive setting
 Max. air extraction: 570 m³/h
 Boost position output recirculating: 628 m³/h
 Max. air recirculation: 560 m³/h
 Boost position air extraction: 645 m³/h
 Number of lights: 2
 Noise level: 66 dB(A) re 1pW
 Diameter of air outlet: 120 / 150 mm
 Grease filter material: Washable aluminium
 EAN code: 4242005475599
 Connection rating: 252 W
 Fuse protection: 3 A
 Voltage: 220-240 V
 Frequency: 60; 50 Hz
 Plug type: AU plug
 Installation typology: Built-in



Series 6, integrated rangehood, 52 cm, Black DLN56AC60A

The undermount rangehood offers you flexibility in your kitchen planning, all with sleek styling and excellent performance – now in a brand new black colour, matching modern kitchens with Induction, Ceramic, and black-glass Gas Cooktops.

- Appliance dimensions (HxWxD): 345 x 520 x 282 mm
- Dimensions recirculating (HxWxD): 345-345 x 520 x 282 mm
- Installation dimensions (HxWxD): 345 x 496 x 264 mm
- Please reference the built-in dimensions provided in the installation drawings
- Electrical cable length 1.5 m
- Diameter pipe Ø 150 mm (Ø 120 mm enclosed)
- with one-way flap: prevents outside air from entering your kitchen

Design:

- For installation in a kitchen cabinet
- Flush-fitted installation for a seamless integration in wall cupboards.
- Suitable for ducted or re-circulated extraction
- For recirculated extraction various recirculation kits are available as optional accessories.

Features:

- 2 x 1 Watt LED lights
- Colour Temperature: 4000 K
- Light Intensity: 400 lux
- Capacitor motor
- 1 metal grease filter(s).

Comfort Features:

- Electronic controls with low-lift push buttons
- 3 power settings plus intensive setting
- Automatic reset from intensive to normal setting after 6 min

Cleaning Comfort:

- Metal grease filter dishwasher-safe
- Easy to clean smooth surfaces and materials.

Performance Exhaust:

- According to EN 61591 and EN/ IEC 60704-2-13 your appliance can achieve the following values in exhaust mode: Speed 1: extraction rate 295 m³/h; noise level 50 dB (A) re1pW Speed 2: extraction rate 445 m³/h; noise level 59 dB (A) re1pW Speed 3: extraction rate 570 m³/h; noise level 66 dB (A) re1pW Intensive 1: extraction rate 645 m³/h; noise level 68 dB (A) re1pW

Performance Recirculation:

- According to EN 61591 and EN/ IEC 60704-2-13 your appliance can achieve the following values in recirculation mode with standard recirculation kit (available as optional accessory):
- Speed 1: extraction rate 230 m³/h; noise level 62 dB(A) re1pW
- Speed 2: extraction rate 330 m³/h; noise level 69 dB(A) re1pW
- Speed 3: extraction rate 400 m³/h ; noise level 72 dB(A) re1pW
- Intensive Speed 1: extraction rate 410 m³/h; noise level 74 dB (A) re1pW

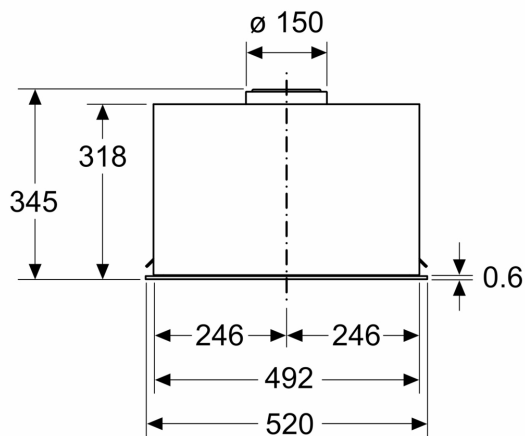
Technical Information:

- Power rating: 252 W
- Voltage: 220 - 240 V
- Environmentally friendly packaging

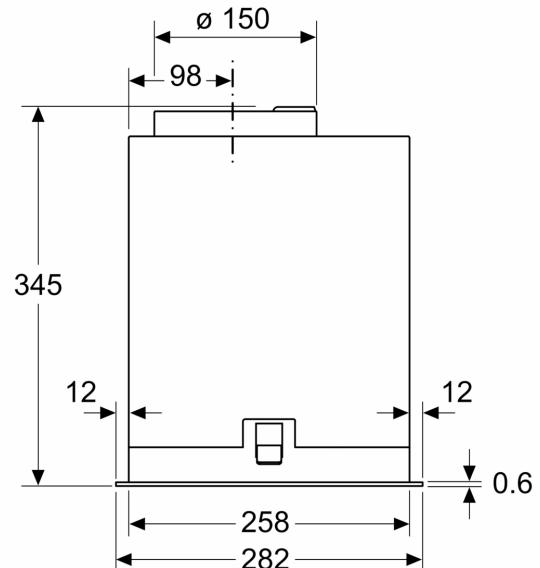
Planning and Installation Information:

**Series 6, integrated rangehood, 52
cm, Black
DLN56AC60A**

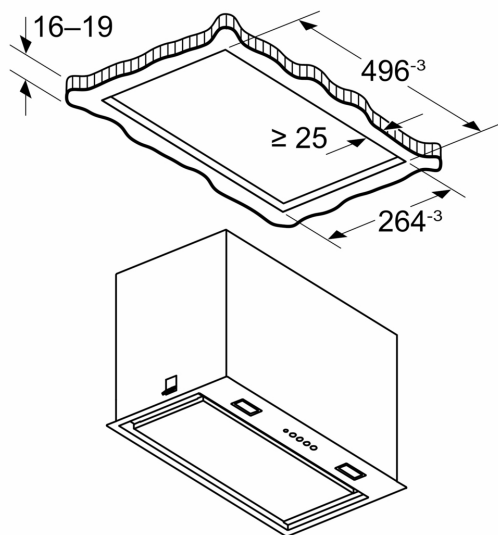
Measurements in mm



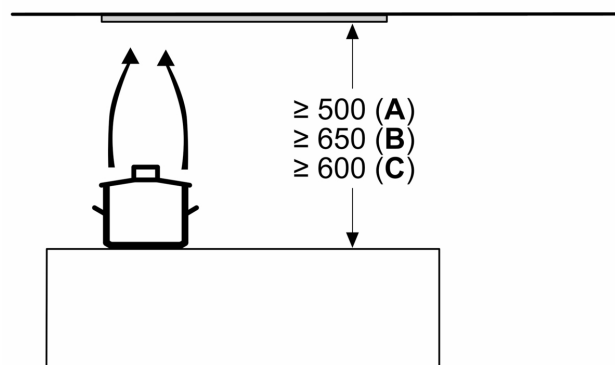
Measurements in mm



Measurements in mm



Measurements in mm



A: Electric

B: Gas - from upper edge of pan support

C: Electric - for Australia and New Zealand