

DWAFI152T smeg fully-integrated dishwasher, TALL TANK



size	600mmW x 860mmH x 595mmD
capacity	15 placesettings
finish	fully integrated
programs	five wash programs — soak, normal ECO 45°, ECO 50°, auto 60-70, super 70° four specialised programs — speedy 27 minutes, eco quick, quick intensive 65°, strong and fast
baskets	grey rilson upper: 3-level adjustment, EasyGlide lower: completely foldable with glass holder cutlery tray
wash system	orbital upper spray arm six spray directions
water softener	electronic adjustable
temperatures	five (38,45,50,65,70°C)
timer	1–9 hour delay timer
filtration	5-stage water filtration system
drying	natural condenser
safety	TOTAL ACQUASTOP LED on/off light end-cycle acoustic indicator self-balancing hinges
noise	39 dBA (when installed)
water	11.6 litres
energy	1.9 kWh, 10 amps 230–240V, 50 Hz

ORBITAL WASH SYSTEM

Smeg's orbital wash system has two spray arms which operate simultaneously in opposite directions to ensure water is evenly distributed throughout the inner cavity for a perfect wash.

DELAY START TIMER

Delay Start option allows for up to 24-hours delay start — allowing you to take advantage of off-peak energy usage times.

TOTAL ACQUASTOP

Acquastop is a water safety device that operates when the dishwasher is not in operation by restricting mains pressure at the tap, and not at the dishwasher.

ULTRAFAST PROGRAM

The Ultrafast program has been developed especially for slightly dirty dishes that are to be washed immediately after use. This program takes only 27 minutes.

FLEXIZONE

The new half-load allows you to wash a reduced load, saving energy, water and time, and there are no restrictions on where the items are placed. Traditional half loads allow only one of the baskets to be used.

ENERSAVE PLUS

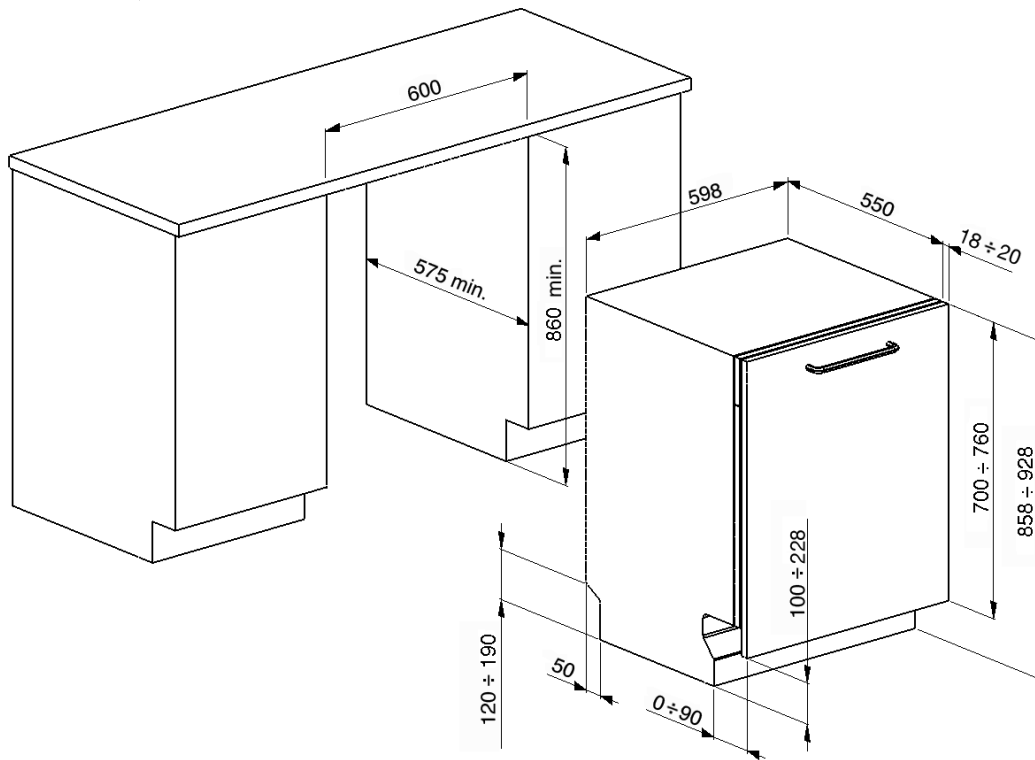
This option reduces the temperature of final rinse, saving energy. It is activated after selecting the desired program. The door opens at the end of washing to assist drying.





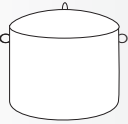


CUTLERY TRAY



DWAFI152T smeg fully-integrated dishwasher



PROGRAM	LOAD	PROGRAM PROGRESS	DURATION	CONSUMPTION	
			minutes	water litres	power kWh
SOAK 	pans and dishes awaiting completion of load	cold prewash	15	3.5	0.02
NORMAL ECO 	crockery and cutlery normally soiled	cold prewash wash at 49°C rinse at 41°C dry	142	11.6	0.66
ECO 50 	dishes with normal dirt, with dried-on residue	cold prewash wash at 55°C rinse at 70°C dry	100	11	1.3
AUTO 60-70 	pans and dishes with normal dirt, dried-on residue	when the 'AUTO' program is selected, the dishwasher recognises the type of dirt and automatically adjusts the washing parameters as appropriate			
SUPER 	very dirty pans and dishes, with dried-on residue	hot prewash wash at 70°C code rinse (2) rinse at 70°C dry	155	15.5	1.60

PLEASE NOTE: drawings are not to scale. They are to assist only.